

**QUESTION 401**

You are the network administrator for Certkiller .com. A Windows Server 2003 computer is configured as a print server for a print device that has a built-in network interface. Users of the print device report that they cannot print to it.

You confirm that the correct IP address and drivers are being used. You suspect that there is a problem with the MAC to IP address resolution on the print server.

You want to find out which MAC address the print jobs are being sent to.

Which command should you run on the print server?

- A. net session
- B. netstat.exe
- C. netsh.exe
- D. netcap.exe

Answer: D

Explanation: Netstcap.exe is a command line tool that could be used to capture the network traffic. A filter can be created to be used during the capture to determine the MAC address the print jobs are being sent to. The Network Monitor Capture Utility (Netcap.exe) can be used to capture network traffic in Network Monitor. Netcap provides capture abilities only from a command prompt; to open the resulting capture (.cap) files, you must use the full Network Monitor interface. Netcap is installed when you install the Support tools that are on the Windows XP CD-ROM. Netcap provides capture abilities that are similar to the version of Network Monitor that is included with the Windows Server products; however, you must use Netcap at a command prompt. Netcap installs the Network Monitor driver and binds it to all adapters when you first run the Netcap command.

Incorrect Options:

A: The net session command can be used to view the computer names and user names of users on a server, to see if users have files open, and to see how long each user's session has been idle. Net session manages server computer connections - used without parameters, net session displays information about all sessions with the local computer.

B: The netstat command is not a utility to use when troubleshooting NetBIOS names, but is used to show what ports your computer is listening on.: -R is used to reload your LMHOSTS file located in %systemroot%\system32\drivers\etc., -r will show you which name resolutions have been answered via broadcasts, and which have been answered via a NetBIOS name server, -RR switch of the command utility refreshes your NetBIOS name with a configured WINS server.

C: The Network Shell utility (Netsh.exe) can perform a wide range of system configuration tasks. You can use commands in the Netsh Interface IP context to configure the TCP/IP protocol (including addresses, default gateways, DNS servers, and WINS servers) and to display configuration and statistical information.

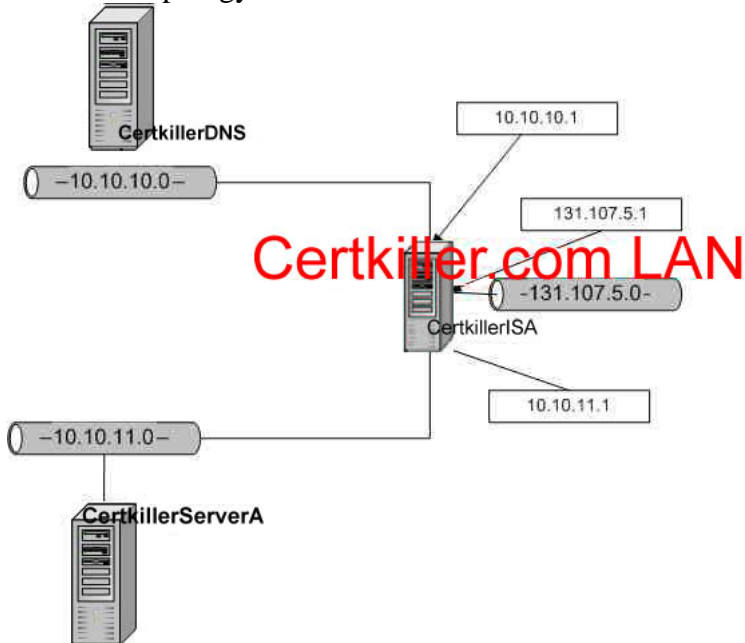
Reference:

Microsoft Knowledge Base: 306794: How to Install the Support Tools from the Windows XP CD-ROM Network Monitor is provided with Windows Server products and Microsoft Systems Management Server (SMS). Microsoft Corporation, 2004

Deborah Littlejohn Shinder, Dr. Thomas W. Shinder, Chad Todd & Laura Hunter, MCSA/MCSE: Exam 70-291: Implementing, Managing, and Maintaining a Windows Server 2003 Network Infrastructure Guide & DVD Training System, pp. 686, 854-856, 926

**QUESTION 402**

Network Topology Exhibit:



LAN Settings Exhibit:



You are the network administrator for Certkiller .com. The network consists of a single Active directory domain named Certkiller .com. The domain contains a Microsoft Internet Security and Acceleration (ISA) Server computer named Certkiller ISA and a DNS server named Certkiller DNS. Both servers are Windows Server 2003 computers.

The company redesigns its network addressing, and you change the static IP addresses for Certkiller ISA to the addresses shown in the Network exhibit.

Certkiller DNS contains the new host (A) resource records for Certkiller ISA.

A Windows Server 2003 file server named Certkiller A is on the 10.10.11.0 subnet. Certkiller A has antivirus software installed that checks hourly for new virus definitions on a central antivirus server named WWW in the perimeter network. WWW is the Web server, and you can also access it through a Web page to perform manual virus definition updates.

You find out about a new virus threat and want to immediately download the new update to Certkiller A.

You cannot access the WWW virus update Web site when you attempt to download a new virus update. The static TCP/IP configuration on Certkiller A uses DNSI as the preferred DNS server.

You confirm that Certkiller ISA is configured properly. On Certkiller A, you view the Internet Explorer LAN settings that are shown in the LAN Settings exhibit.

You want to allow Certkiller A to connect to WWW.

What should you do?

- A. On Certkiller A, from a command prompt, run the `ipconfig /flushdns` command.
- B. On Certkiller A, in the LAN settings in Internet Explorer, select the Automatically detect settings check box.
- C. On Certkiller ISA, from a command prompt, run the `ipconfig / flushdns` command.
- D. On Certkiller ISA, from a command prompt, run the `ipconfig /registerdns` command.

Answer: A

Explanation: Running the `ipconfig /flushdns` command will flush and reset the DNS resolver cache which is necessary to allow connection. Run this command on Certkiller A to connect to WWW.

Incorrect answers:

B: Selecting the "Automatically detect settings" checkbox is not going to allow Certkiller A to connect to WWW.

C: The `ipconfig /flushdns` command flushes and resets the DNS resolver cache. This is not what is necessary.

D: The `ipconfig /registerdns` command refreshes all DHCP leases and registers any related DNS names. This option is available only on Windows 2000 and newer computers that run the DHCP Client service. This is not going to allow Certkiller A to connect to WWW when it is run on Certkiller ISA.

Reference:

James Chellis, Paul Robichaux and Matthew Sheltz, MCSA/MCSE: Windows Server 2003 Network Infrastructure Implementation, Management, and Maintenance Study Guide, p. 311

---

### **QUESTION** 403

You are the network administrator for Certkiller .com. The network consists of a single Active Directory domain named Certkiller .com. All servers run Windows Server 2003. All client computers run Windows XP Professional.

One of the servers is configured as a DHCP server. The DHCP server is configured with a single scope.

You are configuring a new client computer named Certkiller 1 on the network. You connect the network cable on Certkiller 1 and attempt to connect to a server on the network. The connection fails.

You open a command prompt on Certkiller 1 and attempt to renew Certkiller 1's IP address. You receive the following response.

```

C:\WINDOWS\system32\cmd.exe
C:\Documents and Settings\Administrator>ipconfig /renew
Windows IP Configuration
An error occurred while renewing interface Local Area Connection : unable to con
tact your DHCP server. Request has timed out.
C:\Documents and Settings\Administrator>

```

A client computer named Certkiller 2 can connect to the network. On Certkiller 2, you run the ipconfig /renew command. Client2 receives an IP address renewal from the DHCP server. You need to ensure that Certkiller 1 receives an IP address configuration from the DHCP server. What should you do?

- A. Configure Certkiller 1 with a static IP address.
- B. Restart the DHCP service on the DHCP server.
- C. Restart Certkiller 1.
- D. Add additional IP addresses to the scope on the DHCP server.

Answer: C

Explanation: It is probable that the TCP/IP stack has a problem because the computer is unable to send a DHCP discover broadcast packet. This can happen when you insert a network cable after the PC has been started. You should restart the client PC to successfully obtain a new IP address.

Incorrect Answers:

A: This would work, but the question states: You need to ensure that Certkiller 1 receives an IP address configuration from the DHCP server.

B: This is unnecessary because Certkiller 2 did obtain an IP address from the DHCP server, thus indicating that the DHCP server configuration is not the issue.

D: This is unnecessary because Certkiller 2 did obtain an IP address from the DHCP server, hence indicating that the DHCP server configuration is not the issue.

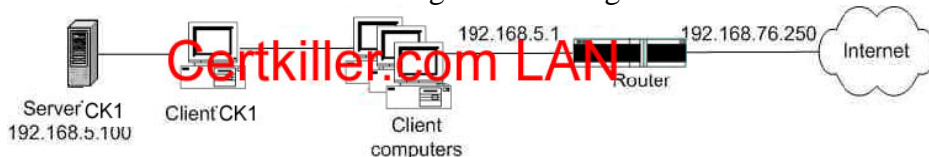
Reference:

Deborah Littlejohn Shinder and Dr. Thomas W. Shinder, MCSA/MCSE Exam 70-290: Managing and Maintaining a Windows Server 2003 Environment Study Guide & DVD Training System, p. 629

### QUESTION 404

You are the network administrator for Certkiller .com. The network contains Windows 2000 Professional computers and Windows Server 2003 computers.

A server named Server CK1 provides DHCP services for the network. The relevant portion of the network is shown in the following network diagram.



Four employees of the marketing department are relocated to your building. One of these employees named Jeff uses a portable computer named Client CK1 . Jeff reports that when he plugs Client CK1 into the LAN connection in his new cubicle he cannot connect to the Internet or ping any other computers on the network. Other client computers do not have the same problem.

You run the ipconfig command on Client CK1 , and you see the results that are shown in the exhibit.

\*\*\*MISSING\*\*\*

You need to enable Client CK1 to connect to other computers on the network and to the Internet. How could you change the IP configuration of Client CK1 .

- A. Change the subnet mask to 255.255.240.0.
- B. Change the default gateway to 192.168.5.100.
- C. Add a primary DNS suffix of Certkiller .com.
- D. Configure the computer to automatically lease an IP address from the DHCP service.

Answer: D

Explanation: The client computers on the subnet use DHCP to obtain their IP configurations. It is probable that Client CK1 has a static IP address, and therefore cannot obtain a valid IP configuration from the DHCP server.

Incorrect Answers:

A: By changing the subnet mask you will not ensure that Client CK1 will connect to other computers and the Internet.

B: Changing the default gateway to 192.168.5.100 will not enable Client CK1 LAN connection.

C: Adding a primary DNS suffix means that only domain names listed in that window will be tried for resolution purposes. Both the connection-specific and primary DNS suffix are ignored.

Reference:

Deborah Littlejohn Shinder, Dr. Thomas W. Shinder, Chad Todd and Laura Hunter, Implementing, Managing, and Maintaining a Windows Server 2003 Network Infrastructure Guide & DVD Training System, p. 515

---

### **QUESTION 405**

You are the network administrator for Certkiller .com. You work at the company's main office. The company has 400 branch offices. Each branch office has from two to five Windows 2000 Professional computers. One computer in each branch office is configured with a shared dial-up connection. One of the branch offices has only two Windows 2000 Professional computers, which are named Certkiller 1 and Certkiller 2. The users in this branch office report that the shared dial-up connection on Certkiller 1 no longer functions.

You investigate and find out that Certkiller 2 can connect to shared folders on Certkiller 1. You also find out that Certkiller 1 automatically connects to the network at the main office whenever the user on Certkiller 1 attempts to access resources located on the main office network. However, Certkiller 2 is unable to connect to resources on the main office network.

You need to ensure that both client computers can connect to resources on the main office network. What should you do?

- A. Start Internet Connection Sharing on Certkiller 1.
- B. Configure the shared dial-up connection on Certkiller 1 so that automatic dialog is enabled.
- C. Configure Certkiller 2 to use DHCP to obtain IP addressing information.
- D. Configure Certkiller 2 to use Certkiller 1 for DNS name resolution.

Answer: C.

Explanation: The problem is most likely caused by an incorrect or non-existent default gateway setting on

Certkiller 2. If you configure Certkiller 2 to use DHCP to obtain IP addressing information, Certkiller 2 will receive the correct settings from the ICS service on Certkiller 1.

Incorrect Answers:

A: The question refers to a shared dial-up connection on Certkiller 1 not working. If the dial-up connection is shared, then Internet Connection Sharing is enabled already.

B: The question states that Certkiller 1 automatically connects to the network at the main office whenever the user on Certkiller 1 attempts to access resources located on the main office network. This indicates that automatic dial-up is already configured.

D: Certkiller 1 is not a DNS server. The ICS service has a DNS proxy that would pass DNS requests to whichever DNS server Certkiller 1 is using.

Reference:

J. C. Mackin, Ian McLean, MCSA/MCSE Self-Paced Training Kit (exam 70-291): Implementing, Managing, and Maintaining a Microsoft Windows Server 2003 network Infrastructure, Part 1, Chapters 1 & 2, pp. 45, 124

---

### **QUESTION** 406

You are the network administrator for Certkiller .com. All client computers on the network run Windows NT Workstation 4.0.

The new written company network policy requires you to change all network computers from static IP configuration to dynamically assigned IP configuration. The network policy requires a Windows Server 2003 DHCP server to dynamically assign the addresses. You anticipate the possibility that some of the client computers in the company will be overlooked and will continue to use static IP configuration. If this occurs, you want to ensure that the DHCP server will not lease an address that is already statically configured on another computer.

You want to configure the DHCP servers to lease only IP addresses that are not already in use. Also, you do not want to increase network traffic any more than necessary, and you want to minimize the amount of time DHCP clients wait for an IP address lease.

What should you do?

- A. Configure the DHCP server Conflict detection attempts to 1.
- B. Configure the DHCP server Conflict detection attempts to 3.
- C. Configure client reservations for each client computer MAC address.
- D. Activate and reconcile the scopes.

Answer: A

Explanation: When conflict detection attempts are set, the DHCP server uses the Packet Internet Groper (ping) process to test available scope IP addresses before including these addresses in DHCP lease offers to clients. A successful ping means that the IP address is in use on the network. This results in the DHCP server not offering to lease the address to a client.

If the ping request fails and times out, it indicates that the IP address is not in use on the network. In this case, the DHCP server offers to lease the address to a client. Each additional conflict detection attempt delays the DHCP server response by a second while waiting for the ping request to time out. This in turn increases the load on the server. A value of no greater than two (2) is recommended for ping attempts.

Incorrect Answers:

B: Due to the latency involved in ping attempts, the higher the conflict detection value is set, the longer the

lease process will be for every client that uses the DHCP server.

C: Configuring client reservations for each client computer MAC address will involve a physical visit to each and every client computer if you do not ping it successfully.

D: The scope would already be activated in this scenario.

Reference:

Deborah Littlejohn Shinder, Dr. Thomas W. Shinder, Chad Todd and Laura Hunter, Implementing, Managing, and Maintaining a Windows Server 2003 Network Infrastructure Guide & DVD Training System, pp. 208-209

---

### **QUESTION** 407

You are a network administrator for Certkiller . The network consists of a single Active Directory domain named Certkiller .com. All servers run Windows Server 2003. Client computers run Windows XP Professional, Windows 2000 Professional, or Windows NT Workstation. All client computers are configured with default settings.

A server named Certkiller 1 functions as a DHCP and DNS server. All client computers are configured to use Certkiller 1 for name resolution. All DNS zones on Certkiller 1 are enabled for DNS dynamic updates. Certkiller 's written security policy states that, when possible, the computer account for each client computer should be the owner of its own DNS host record.

A server named Certkiller 18 contains antivirus server software. Certkiller 18 must be able to contact client computers by using fully qualified domain names (FQDNs) to propagate virus definition updates.

You need to ensure that Certkiller 18 can resolve FQDNs for all client computers on the network.

Which option should you modify on Certkiller 1?

- A. The Dynamically update DNS A and PTR records only if requested by the DHCP clients check box.
- B. The Always dynamically update DNS A and PTR records check box.
- C. The Discard A and PTR records when lease is deleted check box.
- D. The Dynamically update DNS A and PTR records for DHCP clients that do not request dynamic updates (for example, clients running Windows NT 4.0) check box.

Answer: D

Explanation: Dynamically Update DNS A And PTR Records For DHCP Clients That Do Not Request Updates - This checkbox lets you handle these older clients graciously by making the updates using a separate mechanism. When checking this check box you will ensure that Certkiller 18 can resolve FQDNs for all client computers on the network under the given circumstances and the role that Certkiller 1 plays.

Incorrect answers:

A: Dynamically Update DNS A And PTR Records Only If Requested By The DHCP Clients - This radio button (which is on by default) tells the DHCP server to register the update only if the DHCP client asks for DNS registration. When this button is active, DHCP clients that aren't hip to DDNS won't have their DNS records updated. However, Windows 2000, XP, and Server 2003 DHCP clients are smart enough to ask for the updates.

B: Always Dynamically Update DNS A And PTR Records - This radio button forces the DHCP server to register any client to which it issues a lease. This setting may add DNS registrations for DHCP-enabled devices that don't really need them, like printer servers; however, it allows other clients (like Mac OS,

Windows NT, and Linux machines) to have their DNS information automatically updated. This is not what is required.

C: Discard A And PTR Records When Lease Is Deleted - When a DHCP lease expires, what should happen to the DNS registration? Obviously, it would be nice if the DNS record associated with a lease vanished when the lease expired; when this checkbox is checked (as it is by default), that's exactly what happens. If you uncheck this box, your DNS will contain entries for expired leases that are no longer valid; when a particular IP address is reissued on a new lease, the DNS will be updated, but in between leases you'll have incorrect data in your DNS-always something to avoid.

Reference:

James Chellis, Paul Robichaux and Matthew Sheltz, MCSA/MCSE: Windows Server 2003 Network Infrastructure Implementation, Management, and Maintenance Study Guide, p. 246

---

### **QUESTION 408**

You are the network administrator for Certkiller .com. The network consists of a single Active Directory domain named Certkiller .com.

You install a new client-server application on a Windows Server 2003 computer named Certkiller 2. Certkiller 2 is not a member of the domain. Certkiller 2 has static IP address 192.168.6.23. You install the client software on two Windows XP Professional domain computers in order to test access to the application on Certkiller 2. You plan to install the client software on 270 additional Windows XP Professional computers.

The client software must be able to resolve to Certkiller 2 by using the fully qualified domain name (FQDN) Certkiller 2. Certkiller .com. A Windows Server 2003 computer named Certkiller D is the DNS server and has the IP address 192.168.6.1. The Certkiller .com zone is configured to accept only secure updates.

When you run the ping command to 192.168.6.23, you receive valid replies. When you attempt to run the client software on the two test computers, the software cannot locate Certkiller 2 and terminates.

You need to correct this problem with the minimum amount of administrative effort.

What should you do?

A. From a command prompt on Certkiller 2, run the ipconfig /registerdns command.

B. On each of two test computers, type the following line in the Hosts file:

```
Certkiller 2. Certkiller .com 192.168.6.23 #pre
```

C. Create an OU named ApplicationServersOU.

Create a computer account named Certkiller 2 in ApplicationServersOU.

Set the Primary DNS Suffix Group Policy setting on an ApplicationServersOU GPO to Certkiller .com

Restart Certkiller 2.

D. On Certkiller D, enter a host (A) record for Certkiller 2 that displays Certkiller 2's IP address as 192.168.6.23.

On Certkiller 2, in the Computer Name Changes dialog box in System Properties, enter Certkiller .com as the primary DNS suffix of the computer.

Restart Certkiller 2.

E. On Certkiller 2 in the Internet Protocol (TCP/IP) Properties dialog box, in the Preferred DNS server field, type 192.168.6.1.

Answer: D



Explanation: Every computer in a Windows Server 2003 network can be assigned a primary DNS suffix to be used in name resolution and name registration. The primary DNS suffix is specified on the Computer Name tab of the properties dialog box in My Computer. The primary DNS suffix is also known as the primary domain name and the domain name.

The full computer name is a type of FQDN. The same computer can be identified by more than one FQDN, but only the FQDN that concatenates the host name and the primary DNS suffix represents the full computer name.

If you can ping a computer by IP address but not by name, the computer is missing an A resource record in DNS. You can attempt to remedy this situation by executing the Ipconfig /registerdns command at that computer.

Therefore, if you want to run client software successfully on the two computers under the circumstances as given in the question, option D would be the answer.

Incorrect answers:

A: If you can ping a computer by IP address but not by name, the computer is missing an A resource record in DNS. You can attempt to remedy this situation by executing the Ipconfig /registerdns command at that computer. However, this is only part of the solution.

B: This option will not allow you to run client software on the two computers.

C: This option suggests too much administrative effort to be done.

E: This will not enable you to run client software on the two computers in the given circumstances.

Reference:

James Chellis, Paul Robichaux and Matthew Sheltz, MCSA/MCSE: Windows Server 2003 Network Infrastructure Implementation, Management, and Maintenance Study Guide, p. 4-5, 4-34

---

### **QUESTION 409**

You are the network administrator for Certkiller .com. All servers run Windows Server 2003. All servers are configured with static IP addresses. All client computers run Windows XP Professional. All client computers are configured as DHCP clients.

Certkiller has a main office and one branch office. The offices are separated by a router. A DHCP server is deployed in each office.

One of the DHCP servers shuts down unexpectedly. It takes four hours to repair the server. During that time, several mobile users connect their portable computers to the network and report that they cannot connect to shared resources on the network.

After the server is repaired, you create a new scope on each DHCP server that includes IP addresses for the other office. You activate the scopes.

You test the new DHCP configuration by shutting down the DHCP server in the main office. You find out that the client computers in the main office are not receiving IP addresses from the DHCP server in the branch office.

You need to ensure that when the DHCP server in one office fails, the client computers will receive a correct IP address configuration from the DHCP server in the other office.

What are two possible ways to achieve this goal? (Each correct answer presents a complete solution. Choose two)

A. Configure the router between the offices to forward BOOTP broadcasts.

B. Configure the DHCP server in each office with a DHCP scope that includes the same IP addresses as the DHCP server in the other office.

Activate the scope.

C. Configure the DHCP server in each office with an additional network adapter.

Connect each new network adapter to the local network

Assign an IP address from the other office's network to each new network adapter.

D. Install and configure a DHCP relay agent in each office.

Answer: A, D

Explanation: In a subnetted environment, routers and remote computers can be configured to be DHCP Relay Agents, which forward DHCP information between subnets. The router forwards requests for IP address configuration assignments to the remote DHCP Server. The DHCP Relay Agent is typically configured on a network segment where there is no DHCP server. The network segments are normally on the other end of a non 2131 compliant router from a DHCP server. The DHCP Relay Agent assists in passing on DHCP and BOOTP broadcast messages over routers which do not support the passing on of these messages. The DHCP server configured in the DHCP Relay Agent's properties through the DHCP Relay Agent performs the DHCP lease process. The server specified apply to each network interface that the relay agent is attached to.

Instead of using the approach just outlined, you can configure the router between the offices to forward BOOTP broadcasts.

Incorrect Answers:

B: Configuring a scope and activating it to include the same IP addresses as the DHCP server in the other office will not work. This will be akin to having two places with the same address.

C: The question states that you need to make sure that in case of failure the client computers will receive a correct IP address configuration from the DHCP server in the other office. You thus do not have to add in additional network adapters and DHCP servers.

Reference:

Deborah Littlejohn Shinder, Dr. Thomas W. Shinder, Chad Todd and Laura Hunter, Implementing, Managing, and Maintaining a Windows Server 2003 Network Infrastructure Guide & DVD Training System, p. 142

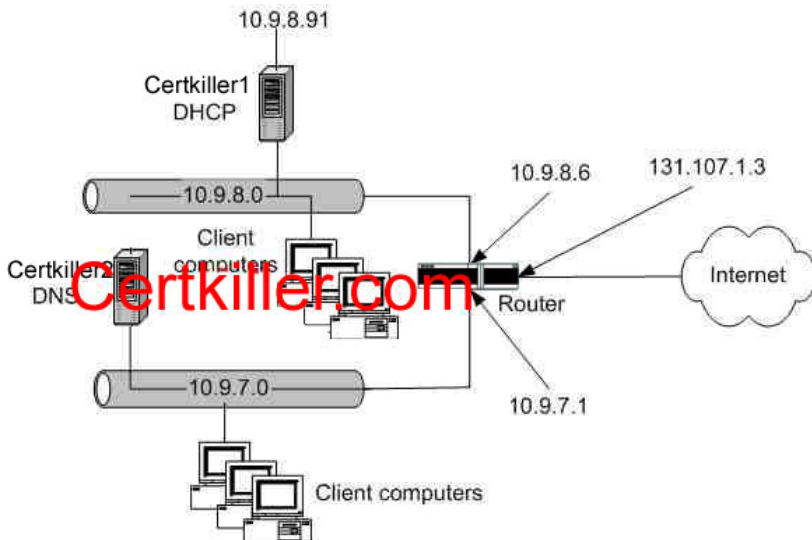
J. C. Mackin, Ian McLean, MCSA/MCSE Self-Paced Training Kit (exam 70-291): Implementing, Managing, and Maintaining a Microsoft Windows Server 2003 network Infrastructure, Part 1, Chapter, pp. 537 - 540

---

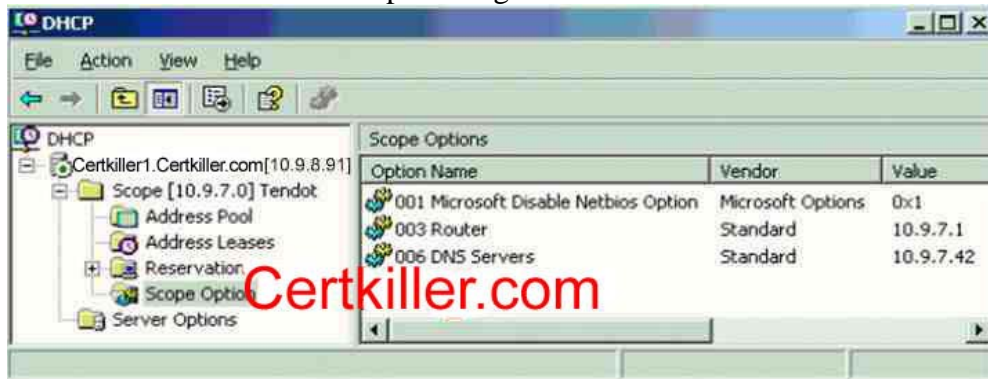
**QUESTION 410**

You are the network administrator for Certkiller . The network consists of a single Active Directory domain named Certkiller .com. The domain contains Windows Server 2003 computers and Windows XP Professional computers.

A server named Certkiller 1 functions as a DHCP server, and a server named Certkiller 2 functions as a DNS server. A relevant portion of the network is shown in the Network exhibit.



You configure Certkiller 1 to distribute IP addresses to all of the client computers on the 10.9.7.0 subnet. The DHCP server scope settings are shown in the DHCP exhibit.



All users of client computers on the 10.9.7.0 subnet report that they can see each other's computers in My Network Places but cannot access the Internet or the 10.9.8.0 subnet. Users of client computers in the 10.9.7.0 network cannot access servers on either subnets.

Users of client computers on the 10.9.8.0 subnet can access servers on both subnets and can access the Internet. All servers use static IP addresses.

You need to ensure that all client computers can access the Internet.

What should you do?

- A. On Certkiller 2, configure the DHCP Relay Agent.
- B. On Certkiller 2, add a host (A) record for Certkiller 1 at address 10.9.8.91.
- C. On Certkiller 1, authorize DHCP.
- D. On Certkiller 1, activate the 10.9.7.0 scope.
- E. On Certkiller 1, disable the 001 Microsoft Disable Netbios Option.

Answer: A

Explanation: DHCP Relay Agent is a routing protocol that allows client computers to obtain an address from a DHCP server on a remote subnet. Typically, DHCP clients broadcast DHCP Discover packets that are then received and answered by a DHCP server on the same subnet. Because routers block broadcasts, DHCP clients and servers must normally be located on the same physical subnet. DHCP relay agents

intercept DHCP Discover packets and forward them to a remote DHCP server whose address has been preconfigured. Since Certkiller 1 contains the DHCP server and the Internet is accessed through the router, you should configure the DHCP Relay Agent on Certkiller 2 so as to ensure that all the client computers can access the Internet.

Incorrect answers:

B: Adding a host (A) record for Certkiller 1 at address 10.9.8.91 on Certkiller 2 will not ensure accessibility to the Internet for all the client computers.

C: The problem is not a matter of an Unauthorized DHCP server.

D: There is no need to activate the 10.0.7.0 scope on Certkiller 1. This will not solve the problem.

E: Disabling the 001 Microsoft Disable Netbios Option on Certkiller 1 will not solve the problem of accessibility to the Internet for all client computers.

Reference:

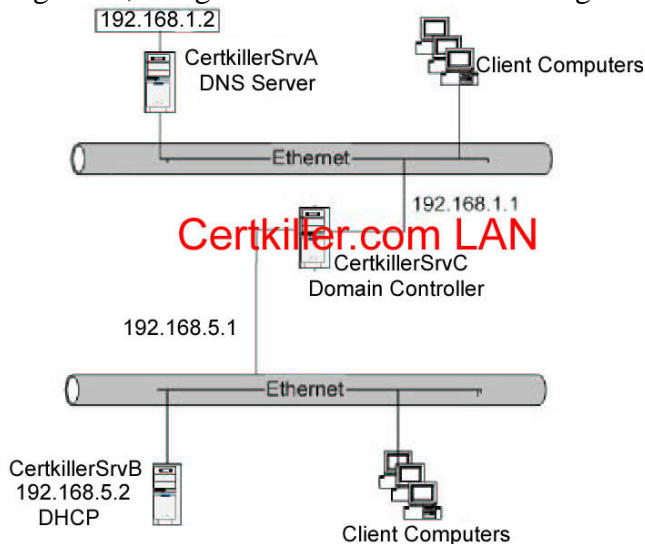
J. C. Mackin, Ian McLean, MCSA/MCSE self-paced Training Kit (exam 70-291): Implementing, Managing, and Maintaining a Microsoft Windows Server 2003 Network Infrastructure, Chapter 9, pp. 63-64

---

**QUESTION 411**

You are the network administrator for Certkiller .com. The network contains three Windows Server 2003 computers and 220 Windows XP Professional computers. No servers currently have Routing and Remote Access installed.

You need to add 50 additional computers to the network. You want to split the network into two segments, using two different subnets. A diagram of the planned network is shown in the exhibit.



All client computers must be able to connect to each other.

You need to minimize additional network services. You also need to ensure that the computers can obtain addresses from the DHCP service.

Which two actions should you perform? (Each correct answer presents part of the solution. Choose two)

- A. Configure Routing and Remote Access on Certkiller SrvA.
- B. Configure Routing and Remote Access on Certkiller SrvB.
- C. Configure Routing and Remote Access on Certkiller SrvC.
- D. Configure a DHCP relay agent on Certkiller SrvA.
- E. Configure a DHCP relay agent on Certkiller SrvB.

F. Configure a DHCP relay agent on Certkiller SrvC.

Answer: C, F

Explanation: Certkiller SrvC is connected to both network segments and can therefore act as a router. To enable this, configure Routing and Remote Access on Certkiller SrvC.

To enable the clients on the 192.168.1.0 subnet to obtain their TCP/IP configurations from the DHCP server, you need to configure a DHCP relay agent on the 192.168.1.0 subnet. The DHCP relay agent service is part of Routing and Remote Access; therefore, you need to configure a DHCP relay agent on Certkiller SrvC.

Incorrect Answers:

A: Certkiller SrvA will not be a router and therefore does not need the Routing and Remote Access service.

B: Certkiller SrvB will not be a router and therefore does not need the Routing and Remote Access service.

D: Certkiller SrvA won't have the Routing and Remote Access service, so it won't be a DHCP relay agent.

E: The relay agent needs to be configured on the 192.168.1.0 subnet.

Reference:

J. C. Mackin, Ian McLean, MCSA/MCSE Self-Paced Training Kit (exam 70-291): Implementing, Managing, and Maintaining a Microsoft Windows Server 2003 network Infrastructure, Part 1, Chapter 7, p. 396

---

**QUESTION 412**

You are a network administrator for Certkiller 's main office in Chicago. The main office contains 3,000 desktop computers.

A Windows Server 2003 computer named Server CK1 4 is the DHCP server for the network. The hardware configuration of Server CK1 4 is shown in the following table.

<b>Processor</b>	<b>One, 600 Mhz</b>
RAM	512 MB
Hard disk 0	SCSI, with C: and D: partitions, 15 GB each
Hard disk 1	SCSI with E: partition, (empty), 30 GB
Network adapter	100 Mbps

Server CK1 4 is capable of supporting two processors.

Nine hundred users from a branch office relocate to the main office in Chicago. The help desk reports that client computer IP addresses take an unusually long time to renew. You confirm that network utilization is within acceptable limits. You notice that in the DHCP Server performance object, the milliseconds per packet (Avg.) counter is 40 percent higher than the baseline.

You run System Monitor to baseline Server CK1 4 during normal business hours. You observe the performance results

<b>Object</b>	<b>Counter</b>	<b>Instance</b>	<b>Value</b>
Processor	% Processor time	Total	32
Memory	Pages/sec		4
System	Processor Queue Length		1
Logical disk	% Disk time	C	87
Logical disk	% Disk time	D	2

Logical disk	% Disk time	E	3
--------------	-------------	---	---

You want to improve the performance of Server CK1 4.  
What should you done on Server CK1 4?

- A. Move the database path to drive E.
- B. Move the database path to drive D.
- C. Increase RAM to 1024 MB.
- D. Add an additional processor.

Answer: A

Explanation: According to the table, the operating system and the database are on the same SCSI disk 0. From the performance results you can see that the % Disk Time is above 50%. You can move the database to disk E (because it's empty) to divide the disk load.

Deviations from your baseline provide the best indicator of performance problems. You can also check for various types of bottlenecks by monitoring the counters for each subsystem and checking them against the recommended thresholds.

Incorrect Answers:

B: Drive D is already populated. Shifting the database path to Drive D will thus not improve Server CK1 4 performance.

C: When increasing the RAM to 1024 MB you will not be improving the performance on Server CK1 4 because the problem is not a memory problem, but rather a problem of non-renewal or slow renewal of IP addresses.

D: By adding in an additional processor you are not addressing the problem.

Reference:

Deborah Littlejohn Shinder, Dr. Thomas W. Shinder, Chad Todd and Laura Hunter, Implementing, Managing, and Maintaining a Windows Server 2003 Network Infrastructure Guide & DVD Training System, p. 166

---

**QUESTION 413**

You are the network administrator for Certkiller .com. The network consists of a single subnet. A Windows Server 2003 computer named Certkiller 3 functions as a DHCP server. Certkiller 3 leases IP addresses in the 10.11.0/24 range to desktop client computers. There are 12 client reservations for other servers and network printers. You have configured several detailed scope and server options.

If Certkiller 3 fails, you want to have a contingency plan that will allow you to use a domain controller named DC2 as a DHCP server as quickly as possible. You install DHCP on DC2 without any configuration and stop the DHCP Server service.

You want to list the tasks that are required to back up Certkiller 3 and the tasks that are required to restore the backup to DC2. A backup age of 24 hours or less is acceptable.

If Certkiller 3 fails, which set of tasks is required to enable DC2 to replace Certkiller 3 as the DHCP server?

A. On Certkiller 3: Schedule the Backup utility to back up the System State Data to tape ever 24 hours. On DC2: perform non-authoritative System State restore. Using the Services console, start the DHCP Server service. Authorize DHCP. Reconcile the database.

B. On Certkiller 3: Use the Backup utility to schedule a tape backup of the DHCP database every 24 hours.

On DC2: Restore the tape backup of the DHCP database to a folder. Using the DHCP console, restore the backup from the backup from the same folder. From the command prompt, type net start dhcpserver. Authorize DHCP.

C. On Certkiller 3: schedule the Backup utility to back up the System State Data to tape every 24 hours. On DC2: Perform an authoritative System restore. Manually recreate the server and scope options that were on Certkiller 3. From a command prompt, type start dhcpserver. Authorize DHCP.

D. On Certkiller 3: Use the DHCP console to perform a DHCP backup every 24 hours. Copy the backup to a network share that is accessible by DC2.

On Dc2: copy the backup to a local folder. Using the DHCP console, restore the backup from the local folder. From a command line, type net start dhcp. Authorize DHCP. Recreate the 12 client reservations.

Answer: B

Explanation: The Windows Server 2003 Backup utility includes a scheduling feature that can be utilized to schedule a tape backup of the DHCP database for every 24 hours. This can be performed using the Backup tab or the Schedule Jobs tab of the Backup utility. The net start dhcpserver command would start the DHCP Server service on DC2.

Incorrect Answers:

A: A system state restore is not necessary as this will only provide a backup of the configuration details. You would need a backup of the DHCP database if you are to have DC2 take over the function of Certkiller 3 in case of failure.

C: Performing an authoritative system restore and manually recreating the Certkiller 3 server and scope options will not work as you need to restore the DHCP database to a folder using the DHCP console and then restore the backup from a backup from the same folder.

D: On DC2 you do not need to recreate the 12 client reservations.

Reference:

The Microsoft MCSA/MCSE Book for Exam 70-290: Managing and Maintaining a Microsoft Windows Server 2003 Environment, Chapter 7, lessons 1, 2 and 3.

J. C. Mackin, Ian McLean, MCSA/MCSE Self-Paced Training Kit (exam 70-291): Implementing, Managing, and Maintaining a Microsoft Windows Server 2003 network Infrastructure, Microsoft Press, Redmond, 2004, Part 1, Chapter 7, pp. 375, 401

---

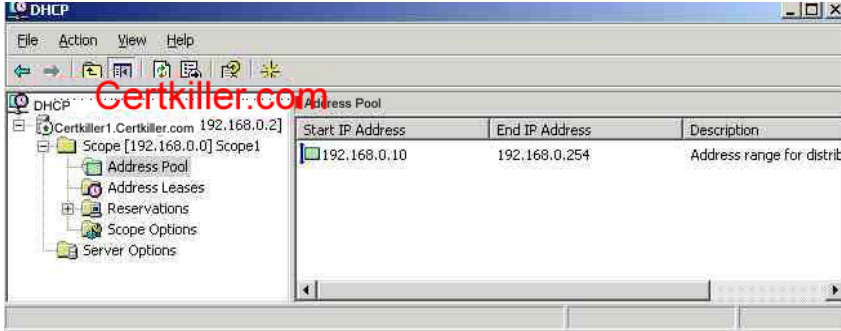
### **QUESTION** 414

You are the network administrator for Certkiller .com. The network consists of a single Active Directory domain Certkiller .com. The domain contains Windows Server 2003 computers and Windows 2000 Professional computers.

A domain controller named Certkiller 1 functions as an application server and also provides DHCP services and file services. A Windows Server 2003 computer named Certkiller 2 provides DNS services. You add a new server named Certkiller 3 to the network as a member server in the domain.

You want Certkiller 3 to provide DHCP services instead of Certkiller 1. The DHCP scope that is

configured on Certkiller 1 is shown in the exhibit.  
The Exhibit is a DHCP screen on a server with this:



You need to prevent IP address conflicts and minimize network changes.  
What should you do?

- A. Create a new DHCP scope on Certkiller 3 that has a starting address of 192.168.0.20 and an ending address of 192.168.0.254  
Deactivate the DHCP service on Certkiller 1 and then authorize the DHCP service on Certkiller 3.  
Activate the new DHCP scope on Certkiller 3
- B. Create a new DHCP scope on Certkiller 3 that has a starting address of 192.168.0.10 and an ending address of 192.168.0.254  
Deactivate the new DHCP scope on Certkiller 3
- C. Back up the DHCP database on Certkiller 1 to a local drive.  
Stop the DHCP service on Certkiller 1  
Copy the backup file of the DHCP database to Certkiller 3  
Restore the DHCP service on Certkiller 3 and then authorize DHCP services on Certkiller 3 and activate the DHCP scope.
- D. Stop the DHCP service on Certkiller 1.  
Replace the DHCP database file on Certkiller 3 with DHCP database file from Certkiller 1.  
Deactivate the DHCP service on Certkiller 1, and then authorize the DHCP service on Certkiller 3 and activate the DHCP scope.

Answer: C

Explanation: The DHCP scope that is configured on Certkiller 1 is 192.168.0.10 - 192.168.254. To enable Certkiller 3 to provide DHCP services instead of Certkiller 1, this DHCP scope should be configured on Certkiller 3.

To prevent IP address conflicts and minimize network changes, the backup file of the DHCP database of Certkiller 1 should be copied to Certkiller 3. The DHCP service on Certkiller 1 should be stopped. This would prevent Certkiller 1 from assigning new address leases to clients after the backup of the database. The only task remaining would be to restore and then authorize DHCP services on Certkiller 3, and activate the DHCP scope.

Incorrect Answers:

A: This option will result in you not being able to minimize the IP address conflicts and network changes that you will ensue when you create a new DHCP scope.

B: DHCP services have to be authorized before IP addresses and renewals of IP addresses will be issued. This would be necessary since this option mentions a new scope that is created on Certkiller 3.



D: You would first need to make a backup of the DHCP database on Certkiller 3 and this backup should be copied to Certkiller 1 if you are to minimize IP conflicts and network changes.

Reference:

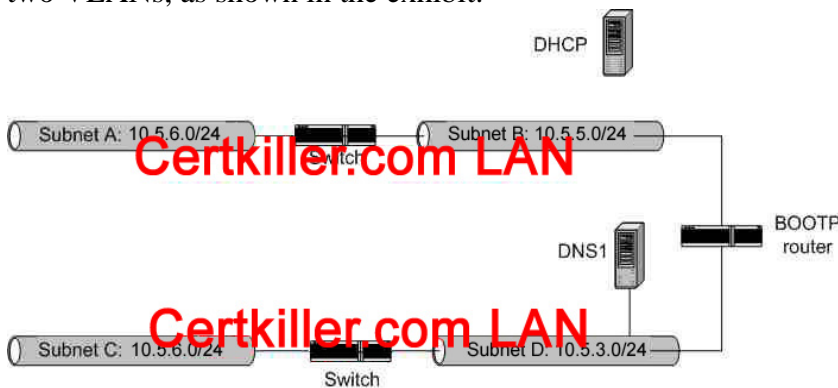
J. C. Mackin, Ian McLean, MCSA/MCSE Self-Paced Training Kit (exam 70-291): Implementing, Managing, and Maintaining a Microsoft Windows Server 2003 network Infrastructure, Part 1, Chapter 7, pp. 401 - 403.

---

**QUESTION 415**

You are the network administrator for Certkiller .com. The network consists of four logical subnets that correspond to four physical subnets. The IP addresses for the logical subnets are 10.5.6.0/24, 10.5.5.0/24, 10.5.4.0/24, and 10.5.3.0/24. Approximately 75 percent of the addresses on each subnet are in use. A 10-Mbps router separates the subnets.

You plan to redesign the network to use a two 100-Mbps switches and one BOOTP router to create two VLANs, as shown in the exhibit.



You need to reconfigure the DHCP server for the new network design. You want each existing DHCP client to retain the address it has in its existing scope, if possible. You do not want to use more than 80 percent of the addresses.

What should you do?

A. Create two superscopes:

- Scope 1: 10.5.5.1/26 - 10.5.6.254/26
- Scope 2: 10.5.3.1/26 - 10.5.4.254/26

B. Create two superscopes

- Superscope 1: 10.5.6.1/24 - 10.5.6.254/24 and 10.5.5.1/24 - 10.5.5.254/24
- Superscope 2: 10.5.4.1/24 - 10.5.4.254/24 and 10.5.3.1/24 - 10.5.3.254/24

C. Create two superscopes:

- Scope 1: 10.5.7.1/24 - 10.5.7.254/24
- Scope 2: 10.5.8.1/24 - 10.5.8.154/24

D. Create one superscope: 10.5.6.0/24, 10.5.5.0/24, 10.5.4.0/24, and 10.5.3.0/24

Answer: D

Explanation: Superscopes are required for any network or bordering networks that are configured as multinetts or are multinetts themselves, forwarding broadcasts via a BOOTP router or DHCP Relay Agent. Superscopes is the administrative grouping of preconfigured scopes. The superscope informs the DHCP service that more than a single logical IP network is present on the identical physical network. In this

manner, addresses from either of the scopes in the superscope will work on the network. Creating one superscope: 10.5.6.0/24, 10.5.5.0/24, 10.5.4.0/24, and 10.5.3.0/24, is the ideal solution because this allows the DHCP server to provide multiple logical subnet addresses to the DHCP clients on the one physical network. Existing DHCP clients are still able to retain the address it has in its existing scope. You extend the address space by subnetting it for the same physical network segment.

Incorrect Answers:

A, B, C: Since you do not want to make use of more than 80% of the possible addresses you only need to create a single superscope. In all these options there is talk of more than one superscope and the ranges that are suggested will result in more than 80% of the possible IP addresses.

Reference:

Deborah Littlejohn Shinder, Dr. Thomas W. Shinder, Chad Todd and Laura Hunter, *Implementing, Managing, and Maintaining a Windows Server 2003 Network Infrastructure Guide & DVD Training System*, p. 142

J. C. Mackin, Ian McLean, *MCSA/MCSE Self-Paced Training Kit (exam 70-291): Implementing, Managing, and Maintaining a Microsoft Windows Server 2003 network Infrastructure, Part 1, Chapter 7*, pp. 396 - 400

---

**QUESTION 416**

You are the network administrator for Certkiller .com. The network consists of two subnets. All desktop computers are on subnet 10.10.0.0. All servers are on subnet 10.9.8.0

All servers except Server CK1 and Server CK2 use statically assigned IP addresses. Server CK1 and Server CK2 will use client reservations in DHCP. You want to configure scope options with the settings shown in the following table.

<b>IP configuration</b>	<b>Server CK1</b>	<b>Server CK2</b>	<b>Desktop computers</b>
003 Router	10.9.8.1	10.9.8.1	10.10.0.1
006 DNS Servers	10.9.8.20	10.9.8.20	10.9.8.20
	131.107.5.30	131.107.5.30	10.9.8.40
044 WINS/NBNS Servers	10.9.8.60	10.9.8.60	10.9.8.60
046 WINTS/NBT Node Type	0x2	0x8	0x8

You configure all options necessary for Server CK2 and the desktop computers to receive their necessary configurations. Now you want to configure the DHCP server for the appropriate Server CK1 options with the minimum amount of administrative effort.

Which options should you configure for Server CK1 ?

A. Reservation option 003 Router: 10.9.8.1

Scope option 044 WINS/NBNS Servers: 10.9.8.60

Server option 003 Router: 10.9.8.1

B. Reservation option 006 DNS Servers: 10.9.8.20 and 131.107.5.30

Scope option 046 WINS/NBT Node Type: 0x2

Server option 006 DNS Servers: 10.9.8.20 and 131.107.5.30

C. Reservation option 044 WINS/NBNS Servers: 10.9.8.60

Scope option 003 Router: 10.9.8.1

Server option 046 WINS/NBT Node Type: 0x2

D. Reservation option 046 WINS/NBT Node Type: 0x2

Scope option 003 Router: 10.9.8.1  
Server option 006 DNS Servers: 10.9.8.20 and 131.107.5.30  
Scope option 044 WINS/NBNS Servers: 10.9.8.60

Answer: D

Explanation: The only difference between the configuration of the scope options for Server CK1 and Server CK2 is the Node Type.

The following is list of the 046 Node Types and the role they play in name resolution. When you set up 044 WINS/NBNS Servers in DHCP Scope Options, you must select 046 and configure the node type.

- (0x1) - B node (Broadcast): Relies completely on local broadcasts for name registration, discovery and release. If the host cannot be found in the NetBIOS name cache or by local broadcast, the name is not resolved.
- (0x2) - P node (Peer): Forces clients to directly contact a WINS server if the name is not resolved in the local cache.
- (0x4) - M node (Mixed): Combination of B node and P node. The cache is checked first, then local broadcast, and finally the WINS server.
- (0x8) - H node (Hybrid): Like Mixed only in reverse order. The cache is still checked first, then the WINS server, finally local broadcast. This is the default setting for client side WINS configurations.

Incorrect Answers:

A, B, C: These options should also work. Option 046 allows you to enter the specific node type you want your client to use. Node types determine the order in which your client tries to resolve NetBIOS names. However, they will involve more administrative effort than is necessary.

Reference:

Deborah Littlejohn Shinder, Dr. Thomas W. Shinder, Chad Todd and Laura Hunter, Implementing, Managing, and Maintaining a Windows Server 2003 Network Infrastructure Guide & DVD Training System, pp. 291, 359-360

---

### QUESTION 417

You are the network administrator for Certkiller .com. The network consists of a single Active Directory domain named Certkiller .com. All servers run Windows Server 2003. Client computers for the accounting, marketing, and sales departments reside on the subnet 192.168.5.0/24. The number of client computers for each department is shown in the following table.

Department	Number of client computers
Accounting	8
Marketing	20
Sales	50

All client computers currently receive their TCP/IP configuration from a DHCP server named Certkiller 12.

Computers in the accounting department frequently connect to an FTP server on the Internet to download application updates. A firewall is configured to allow FTP access only from computers within the IP address range of 192.168.5.50 to 192.168.5.57.

You need to ensure that only the accounting computers can access the Internet by using FTP.

What should you do?

- A. On Certkiller 12, create an exclusion for the IP address range of 192.168.5.50 to 192.168.5.57.
- B. On Certkiller 12, create a new User Option class named Accounting.
- C. On all accounting computers, run the ipconfig /setclassid command.
- D. On Certkiller 4, create a reservation for the IP address range of 192.168.5.50 to 192.168.5.57 for all accounting computers.
- E. On the DNS server, create a reverse lookup zone for the subnet 192.168.5.0/24.

Answer: D

Explanation: You use a reservation to create a permanent address lease assignment by the DHCP server. Reservations assure that a specified hardware device on the subnet can always use the same IP address. For example, if you have defined the range 192.168.5.50 through 192.168.5.57 as your DHCP scope, you can then reserve an IP address within that scope. This will ensure that only accounting computers can access the Internet through the FTP.

Incorrect answers:

A: To exclude predefined addresses, you can simply choose to limit the scope range so that it does not include any statically assigned addresses. Alternatively, you can configure a scope that makes up the entire subnet and then immediately define exclusion ranges for all of the subnet's statically addressed computers. However, if you set exclusion on the IP address range 192.168.5.50 to 192.168.5.57 then you will be excluding the accounting computers as well.

B: Creating a new User option class is not going to solve your dilemma.

C: Running the ipconfig/setclassid command is not the solution as it will not address the problem.

E: In reverse lookup zones, DNS servers map IP addresses to FQDNs. Forward lookup zones thus answer queries to resolve FQDNs to IP addresses, and reverse lookup zones answer queries to resolve IP addresses to FQDNs. But creating a reverse lookup zone for the subnet 192.168.5.0/24 is not going to ensure that only accounting computers can access the Internet through the FTP.

Reference:

James Chellis, Paul Robichaux and Matthew Sheltz, MCSA/MCSE: Windows Server 2003 Network Infrastructure Implementation, Management, and Maintenance Study Guide, p. 7:7-10

---

### **QUESTION 418**

You are the network administrator for Certkiller .com. The network contains 1,300 Windows XP Professional computers. All client computers receive their IP addresses from a DHCP server.

You are configuring a DHCP scope to assign addresses to the client computers. You need to place all the client computers in the same subnet,

You need to reserve 100 addresses for servers and printers that will not receive IP address assignments automatically. To allow for future growth, you need to configure the scope to host 3,800 client computers.

How should you configure the scope?

To answer, configure the appropriate option or options in the dialog box, and drag the appropriate IP address or addresses and the appropriate subnet mask to the correct locations in the dialog box. (Not all portions of the dialog box are active)

## IP Addresses

10.0.0.101

10.0.10.101

10.0.15.160

10.0.24.160

## Subnet Masks

255.255.255.0

255.255.240.0

255.255.248.0

## DHCP Scope Configuration

**New Scope Wizard**

**Address Range**  
You define the scope address range by identifying a set of consecutive IP addresses.

Enter the range of addresses that the scope distributes.

Start IP address:

End IP address:

A subnet mask defines how many bits of an IP address to use for the network/subnet IDs and how many bits to use for the host ID. You can specify the subnet mask by length or as an IP address.

Length:

Subnet mask:

Answer:

## IP Addresses

10.0.10.101

10.0.15.160

## Subnet Masks

255.255.255.0

255.255.248.0

## DHCP Scope Configuration

**New Scope Wizard**

**Address Range**  
You define the scope address range by identifying a set of consecutive IP addresses.

Enter the range of addresses that the scope distributes.

Start IP address:

End IP address:

A subnet mask defines how many bits of an IP address to use for the network/subnet IDs and how many bits to use for the host ID. You can specify the subnet mask by length or as an IP address.

Length:

Subnet mask:

Explanation: You need to accommodate 3800 hosts. If you use 12 bits for the host addresses, you can have up to 4096 (-2) host addresses. 12 bits for the hosts would provide 20 bits ( $32 - 12 = 20$ ) for the network address. A 20 bit network mask is 255.255.240.0.

The network range from the options given would be 10.0.0.0 to 10.0.15.255. You are reserving the first 100 addresses; therefore your DHCP scope should start at 10.0.0.101. The only end address within the network range that provides enough host addresses is 10.0.15.160.

Reference:

Deborah Littlejohn Shinder, Dr. Thomas W. Shinder, Chad Todd and Laura Hunter, Implementing, Managing, and Maintaining a Windows Server 2003 Network Infrastructure Guide & DVD Training System, p. 179

**QUESTION 419**

You are the administrator of the Certkiller .com company network. The network consists of a single active directory domain. The network includes 10 member servers running Windows Server 2003, 4 domain controllers running Windows Server 2003 and 150 client computers running Windows XP

Professional.

You install and configure a new Windows Server 2003 server named Certkiller Srv1 to function as a file server to replace an existing server. You move user files from the old server to Certkiller Srv1, and you create a logon script that maps drive letters to shared folders on Certkiller Srv1.

Users report that they cannot access Certkiller Srv1 through the drive mappings you created. Users also report that Certkiller Srv1 does not appear in My Network Places.

You log on to Certkiller Srv1 and confirm that the files are present and that the NTFS permissions and share permissions are correct. You cannot access any network resources. You run the ipconfig command and see the following output.



```
ex Command Prompt
C:\>ipconfig

Windows IP Configuration

Ethernet adapter Local Area Connection:

    Connection-specific DNS Suffix  . : 
    Autoconfiguration IP Address. . . : 169.254.6.6
    Subnet Mask . . . . .           : 255.255.0.0
    Default Gateway . . . . .       : 

C:\>_
```

You need to configure the TCP/IP properties on Certkiller Srv1 to resolve the problem. What should you do?

- A. Add Certkiller .com to the DNS suffix for this connection field.
- B. Configure the default gateway.
- C. Configure the DNS server address.
- D. Configure a static IP address.

Answer: D

Explanation: The IP address shown in the exhibit is an APIPA (automatic private IP addressing) address. This means that the server is configured to use DHCP for its IP configuration but is unable to contact a DHCP server (a likely cause for this is that there isn't a DHCP server on the network). Thus when there is no DHCP server available to issue IP addresses, then a static IP address in the same range as the rest of the network should be assigned to resolve the problem.

Incorrect Answers:

- A: A DNS suffix isn't necessary as it will not resolve the problem for the users.
- B: A default gateway obsolete unless this is a routed network.
- C: The server not having a DNS server address wouldn't prevent clients connecting to the server.

Reference:

Deborah Littlejohn Shinder and Dr. Thomas W. Shinder, MCSA/MCSE Exam 70-290: Managing and Maintaining a Windows Server 2003 Environment Study Guide & DVD Training System, p. 629

---

**QUESTION 420**

Certkiller is setting up a sales booth at a large trade show. Twelve Certkiller sales representatives will be working in the booth. The sales representatives each have a portable computer that runs Windows XP Professional.

You configure a server named Certkiller 2 with a LAN connection and a dial-up connection to the

Internet. All of sales representatives' computers are also connected to the LAN. The 12 sales representatives report that they cannot connect to the Internet. You view the configuration of one of the portable computers as shown in the exhibit.



You need to provide the 12 sales representatives portable computers with Internet access. What should you do?

- A. Configure Internet Connection Sharing (ICS) on Certkiller 2.
- B. Install the DHCP service on Certkiller 2.  
Create a scope for subnet 169.254.0.0/16.
- C. Modify the Internet Explorer properties on the 12 sales representatives' computers to specify 169.254 as the proxy server.
- D. Install the Connection Manager Administration Kit (CMAK) on Certkiller 2.

Answer: A

Explanation: Internet Connection Sharing (ICS) is a shared dial-up connection on a server that provides Internet access to network clients and automatically configures client computers with an address in the 192.168.0.x subnet range.

Incorrect answers:

B: The Dynamic Host Configuration Protocol (DHCP) service can be implemented to centralize the administration and assignment of IP addresses. It automates and centralizes many of the tasks associated with IP addressing. This is not providing people with Internet access.

C: Modifying the Internet Explorer properties to specify 169.254 as the proxy server is not the same as providing Internet access.

D: Installing CMAK on Certkiller 2 will not be providing the 12 sales representatives with Internet Access.

Reference:

J. C. Mackin, Ian McLean, MCSA/MCSE Self-Paced training kit (exam 70-291): Implementing, Managing, and Maintaining a Microsoft Windows Server 2003 Network Infrastructure, Chapter 7, p. 14

Diana Huggins, Windows Server 2003 Network Infrastructure Exam Cram 2 (Exam 70-291), Chapter 2

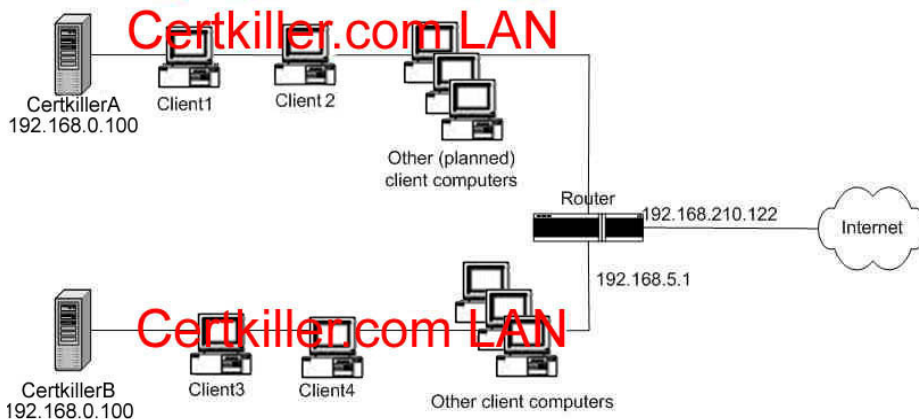
---

### QUESTION 421

You are the Network Administrator for Certkiller .com. The network contains two Windows Server 2003 computers and 220 Windows XP Professional computers. You plan to add 75 Windows XP Professional to a new subnet on the network.

A server named Certkiller 1 hosts the DNS services for the network. You placed Certkiller 1 in the new subnet. A server named Certkiller 2 hosts the DHCP services for the network. The router is configured as a DHCP relay agent.

You placed a client computer named Client 1 in the new subnet. The relevant portion of the network is shown in the network exhibit.



You configure the DHCP server with two scopes. One scope leases IP addresses to client computers on the 192.168.0.0 subnet. The other scope leases IP addresses to the 192.168.5.0 subnet.

You test the new configuration with client1. Client1 can ping Certkiller 2 by its IP address, but not by the name Certkiller 2. Certkiller .com. Client1 can ping Certkiller 1 by both, its name and its IP address. You run the ipconfig command to verify the IP configuration of client1. The results are shown in the IP configuration exhibit.

```

C:\WINDOWS\system32\cmd.exe
Windows IP Configuration

Host Name . . . . . : Client1
Primary Dns Suffix . . . . . :
Node Type . . . . . : Unknown
IP Routing Enabled. . . . . : No
WINS Proxy Enabled. . . . . : No

Ethernet adapter Local Area Connection:
   Connection-specific DNS Suffix  : 
   Description . . . . . : 192.168.5.1 LAN CardBus-Fast
Ethernet
   Physical Address. . . . . : 00-50-DA-31-8C-B1
   Dhcp Enabled. . . . . : Yes
   Autoconfiguration Enabled . . . . : Yes
   IP Address. . . . . : 192.168.0.169
   Subnet Mask . . . . . : 255.255.255.0
   Default Gateway . . . . . : 192.168.0.1
   DHCP Server . . . . . : 192.168.0.1
   DNS Servers . . . . . : 192.168.0.1
                           216.231.41.2
   Lease Obtained. . . . . : Monday, December 30, 2002 3:01:18 PM

```

You need to configure client1 so that it can address all the hosts on the network by their names. How should you configure the DHCP service for the 192.168.0.0 scope on Certkiller 2?

- A. Set the default gateway as 192.168.0.100
- B. Set the subnet mask to 255.255.0.0
- C. Set the primary DNS suffix to Certkiller .com
- D. Set the IP Address of the DNS server to 192.168.0.100

Answer: D

Explanation: A hostname resolution problem is occurring. The DNS server address is incorrect in the output from the ipconfig command. The DNS server should be set to 192.168.0.100.

Incorrect Answers:

- A: By configuring the default gateway to 192.168.0.100 will not enable Client1 the ability to address all network hosts by name.
- B: By setting the subnet mask to 255.255.0.0 you will not ensure that Client1 will address all the hosts on the network by their name.



C: Setting a primary DNS suffix means that only domain names listed in that window will be tried for resolution purposes. Both the connection-specific and primary DNS suffix are ignored.

Reference:

Deborah Littlejohn Shinder, Dr. Thomas W. Shinder, Chad Todd and Laura Hunter, Implementing, Managing, and Maintaining a Windows Server 2003 Network Infrastructure Guide & DVD Training System, p. 515

## QUESTION 422

Exhibit, ipconfig

```

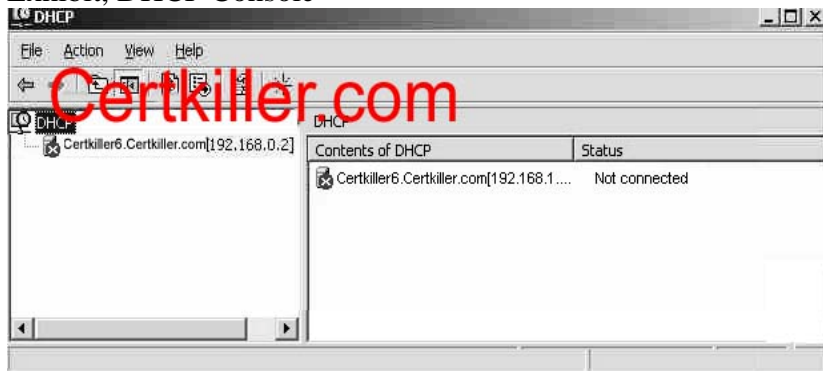
C:\WINDOWS\system32\cmd.exe
C:\Documents and Settings\Administrator>ipconfig /all
Windows IP Configuration

Host Name . . . . . : Denver
Primary Dns Suffix . . . . . :
Node Type . . . . . : Hybrid
IP Routing Enabled. . . . . : No
WINS Proxy Enabled. . . . . : No

Ethernet adapter Local Area Connection:

   Connection-specific DNS Suffix  :
   Description . . . . . : Intel 21140-Based PCI Fast Ethernet Adapt
   er (Generic)
   Physical Address. . . . . : 00-03-FF-F9-FF-FF
   DHCP Enabled. . . . . : Yes
   Autoconfiguration Enabled . . . . : Yes
   Autoconfiguration IP Address. . . : 169.254.199.76
   Subnet Mask . . . . . : 255.255.0.0
   Default Gateway . . . . . :
  
```

Exhibit, DHCP Console



You are the network administrator for Certkiller .com. The network consists of a single Active Directory domain named Certkiller .com. All servers run Windows Server 2003.

The network contains two domain controllers and three file servers. The DHCP server for the network is named Certkiller 6. All client computers are configured as DHCP clients.

Users report that they cannot connect to the file servers on the network. On one of the affected computers, you run the ipconfig /all command. You receive the result shown in the IPconfig exhibit. You log on to the DHCP server and view the DHCP console as shown in the DHCP exhibit.

You need to ensure that the users can connect to the network file servers.

What should you do?

- Start the DHCP service on Certkiller 6.
- Increase the number of addresses available in the scope on Certkiller 6.
- Authorize the DHCP server in Active Directory.
- Add the Certkiller 6 computer account to the DHCP Administrators domain local group.

Answer: A

Explanation: DHCP service is a service that enables a computer to function as a DHCP server and configure DHCP-enabled clients on a network. DHCP runs on a server, enabling the automatic, centralized management of IP addresses and other TCP/IP configuration settings for network clients. To ensure that users can connect to the network file servers, you should start the DHCP service on Certkiller 6 which is the DHCP server for the network and all client computers are configured as DHCP clients.

Incorrect answers:

B: Enlarging the scope on Certkiller 6 does not necessarily mean that the users can connect to the network file servers since the DHCP exhibit shows status not connected; one can deduce that the DHCP service has not been started.

C: When you authorize a server, you're really adding its IP address to the Active Directory object that contains a list of the IP addresses of all authorized DHCP servers. At start time, each DHCP server queries the directory, looking for its IP address on the "authorized" list. If it can't find the list, or if it can't find its IP address on the list, the DHCP service fails to start. Instead, it logs an event log message indicating that it couldn't service client requests because the server wasn't authorized. The exhibits do not suggest unauthorized DHCP servers.

D: To authorize a DHCP server, you must be logged on as a member of the Administrators or Enterprise Admins groups. But adding Certkiller 6 computer account to the DHCP Administrators domain local group is not the solution.

Reference:

J. C. Mackin, Ian McLean, MCSA/MCSE Self-Paced Training Kit (exam 70-291): Implementing, Managing, and Maintaining a Microsoft Windows Server 2003 network Infrastructure, p. 230

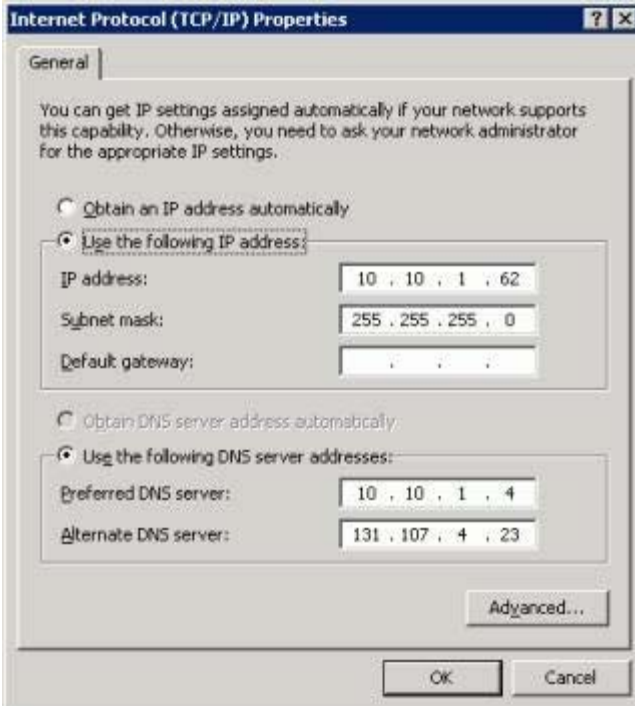
---

### **QUESTION** 423

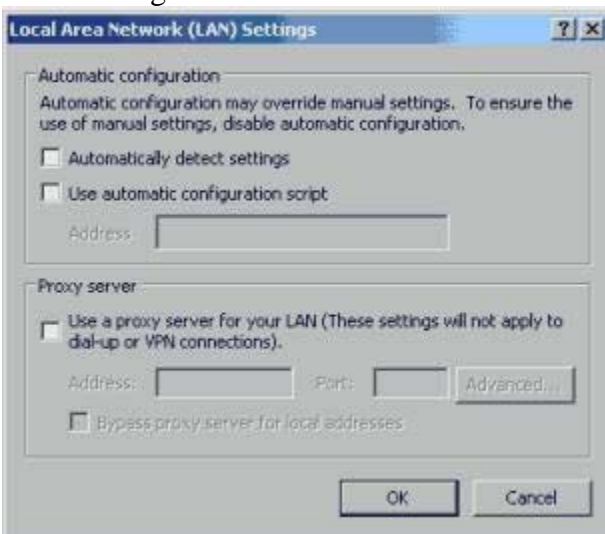
You are the network administrator for Certkiller .com. The network consists of a single Active Directory domain named Certkiller .com. The network contains 15 Windows Server 2003 computers that function as intranet Web servers.

You install a Windows Server 2003 computer named Certkiller 7 with Routing and Remote Access. Certkiller 7 has the NAT/Basic Firewall routing protocol enabled to route traffic between the LAN and the Internet. Certkiller 7 uses an internal LAN IP address of 10.10.1.1

The 15 intranet Web servers use a DNS server named Server3 for local host name resolution. Each of the 15 intranet Web servers uses static IP configuration as shown in the TCP/IP properties exhibit.



The Web servers also require Internet access to display certain public Web content within intranet Web pages. All the Web servers are configured with the Internet Explorer LAN settings shown in the LAN Settings exhibit.



Local network users report that only the local Web content on the intranet Web servers appears. You attempt to access public Web pages from one of the intranet Web servers and confirm that it cannot access public Internet Web content.

You want the 15 intranet Web servers to access public Internet Web content.

What should you do?

- On the DHCP server, create DHCP client reservations for each of the Web servers.
- In the Internet Explorer LAN settings, use a proxy server address of 10.10.1.1 and a port number of 8080.
- In the Internet Explorer LAN settings, select Automatically detect settings.

- D. Configure the Internet Explorer LAN settings to use an automatic configuration script pointing to [http:// Certkiller 7:8080/arrat.dll?Get.Routing.Script](http://Certkiller7:8080/arrat.dll?Get.Routing.Script).
- E. Configure TCP/IP properties of each Web server to use 10.10.1.1 as the default gateway.

Answer: E

Explanation: The server running Routing and Remote Access is configured to share an Internet connection with computers on the private network, and to translate traffic between its public address and the private network. Computers on the Internet will not be able to determine the IP addresses of computers on the private network. Configuring the Web server to use Certkiller 7's internal IP address as the default gateway would ensure that external requests are forwarded to and resolved by NAT/Firewall, and sent to the Internet.

Incorrect Answers:

- A: The web servers have static IP addresses. They do not use DHCP.
- B: You need to configure the default gateway, and not the proxy address.
- C: This setting is used to discover a proxy server. You need to configure the default gateway, and not the proxy address.
- D: This script is non-existent.

Reference:

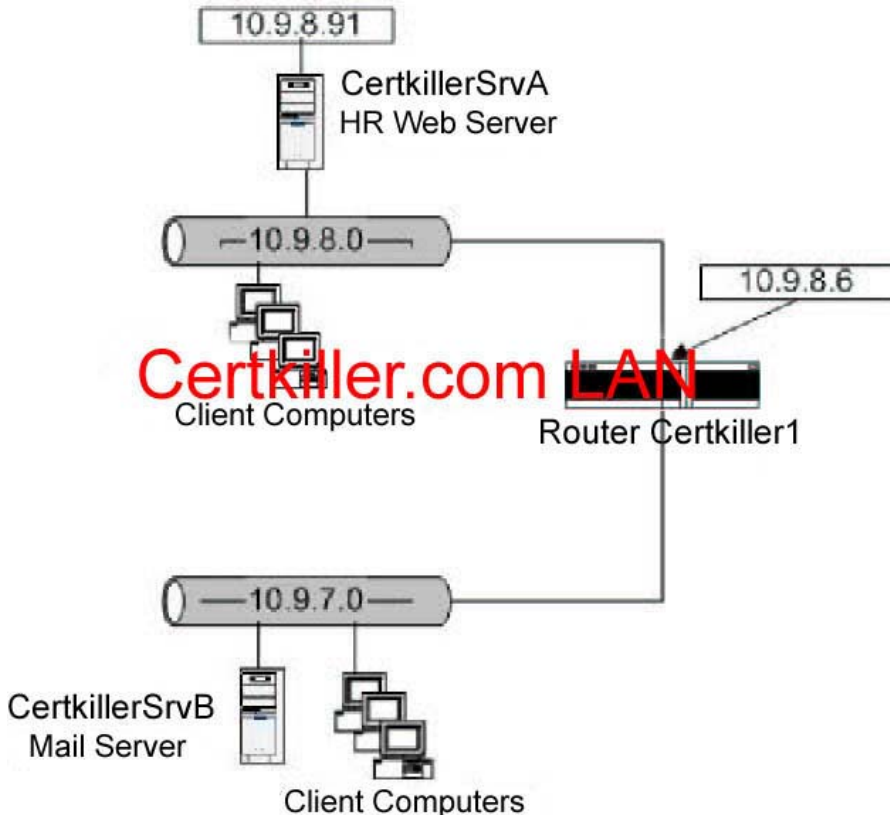
Deborah Littlejohn Shinder, Dr. Thomas W. Shinder, Chad Todd and Laura Hunter, *Implementing, Managing, and Maintaining a Windows Server 2003 Network Infrastructure Guide & DVD Training System*, p. 67

---

#### **QUESTION** 424

You are the network administrator for Certkiller .com.

A server named Certkiller SrvA functions as an intranet Web server for the human resources (HR) department. A server named Certkiller SrvB is a Microsoft Exchange 2000 Server mail server. The network configuration is shown in the exhibit.



Certkiller SrvA contains confidential documents that must be accessed daily by users on only the 10.9.8.0 subnet.

All users must be able to connect to Certkiller SrvB.

You want to configure the TCP/IP properties of Certkiller SrvA to prevent any computer in the 10.9.7.0 subnet from establishing a session with Certkiller SrvA.

What should you do?

- A. Configure Certkiller SrvA port filtering to block TCP port 80.
- B. Use Internet Connection Firewall (ICF) with no services selected.
- C. Configure Certkiller SrvA with a default gateway address of 10.9.8.6.
- D. Configure Certkiller SrvA with no default gateway address.

Answer: D

Explanation: The illustration above represents a routed subnet. In order to communicate with Certkiller SrvA, the clients in the 10.9.7.0 network have been configured with a default gateway address, that is, the address of the router. For Certkiller SrvA to communicate with the clients in the 10.9.7.0 network, it has to be configured with a default gateway address (the address of the router). Removing the default gateway from Certkiller SrvA will prevent computers residing in the 10.9.7.0 subnet from establishing a session with Certkiller Srv

A. Certkiller SrvA will however continue to be able to communicate with clients in the 10.9.8.0 network. This will ensure that the confidential files will be accessible only by users on the 10.9.8.0 subnet.

Incorrect Answers:

A: Configuring Certkiller SrvA port filtering to block TCP port 80 would result in clients in the 10.9.8.0 network being unable to communicate with the server on the default port.

B: Utilizing Internet Connection Firewall (ICF) will not prevent internal network communications.

C: 10.9.8.6 is the correct default gateway address for Certkiller Srv

A. You should remove the default gateway setting.

Reference:

James Chellis, Paul Robichaux and Matthew Sheltz, MCSA/MCSE: Windows Server 2003 Network Infrastructure Implementation, Management, and Maintenance Study Guide, pp. 192-193

**QUESTION 425**

Exhibit, network topology



Exhibit, IP configuration

```
C:\WINDOWS\System32\cmd.exe
Windows IP Configuration

Host Name . . . . . : Certkiller1
Primary Dns Suffix . . . . . :
Node Type . . . . . : Unknown
IP Routing Enabled. . . . . : No
WINS Proxy Enabled. . . . . : No

Ethernet adapter Local Area Connection:

Connection-specific DNS Suffix . . . . . :
Description . . . . . : FE575C-3Com 10/100 LAN CardBus-Fast
Ethernet
Physical Address. . . . . : 00-50-DA-31-8C-B1
Dhcp Enabled. . . . . : Yes
Autoconfiguration Enabled . . . . . : Yes
IP Address. . . . . : 192.168.0.169
Subnet Mask . . . . . : 255.255.255.0
Default Gateway . . . . . :
DHCP Server . . . . . : 192.168.0.5
DNS Servers . . . . . : 66.92.224.2
                        216.231.41.2
Lease Obtained. . . . . : Monday, December 30, 2003 3:01:18 PM
Lease Expires . . . . . : Monday, February 10, 2004 7:01:18 AM
```

You are the Network Administrator for Certkiller .com.

Certkiller .com adds 50 new Windows XP Professional computers to the network. You add them to a new subnet named 192.168.0.0. The router that connects the subnets is not a BOOTP relay agent. The relevant portion of this is shown in the network topology exhibit.

You add a new Windows Server 2003 computer named Certkiller 11 to the new subnet. You configure Certkiller 11 as a DHCP server for the new subnet. A Windows 2000 Server computer named Certkiller 12 is the DHCP server the subnet named 192.168.5.0.

Client computers named Certkiller 1 and Certkiller 2 can ping other hosts on the 192.168.0.0 subnet. They cannot ping hosts on the 192.168.5.0 subnet.

Client computers named Certkiller 3 and Certkiller 4 can ping Certkiller 11 and hosts on the 192.168.5.0 subnet. They cannot ping Certkiller 1 or Certkiller 2.

You run the ipconfig command on Certkiller 1. The results are shown in the IP configuration exhibit.

You need to ensure that Certkiller 1 and Certkiller 2 can connect to any host on the network. You want to minimize administrative effort.

How should you configure the Router option in the DHCP Scope?

- A. Configure the option on Certkiller 11 to 192.168.5.1.
- B. Configure the option on Certkiller 11 to 192.168.0.1.
- C. Configure the option on Certkiller 12 to 192.168.0.1.
- D. Configure the option on Certkiller 12 to 192.168.0.5.

Answer: B

Explanation: Ping is the sending of a short message to which the other computer automatically responds. When executing the ping command and the other computer does not respond to the ping, it is often an indication that communications between the two computers cannot be established at the IP level. A subnet is the portion of a Transmission Control Protocol/Internet Protocol (TCP/IP) network in which all devices share a common prefix. For example, all devices with an IP address that starts with 198 are on the same subnet. IP networks are divided using a subnet mask. Thus configuring the router option on Certkiller 11 to 192.168.0.1 will allow Certkiller 1 and Certkiller 2 to connect to any network host with the least amount of administrative effort.

Incorrect answers:

A: This is the wrong option to configure in the DHCP scope.

C, D: You should be configuring the scope options on Certkiller 11 and not Certkiller 12.

Reference:

J. C. Mackin, Ian McLean, MCSA/MCSE Self-Paced Training Kit (exam 70-291): Implementing, Managing, and Maintaining a Microsoft Windows Server 2003 network Infrastructure, Part 1, Chapter 2, p. 37

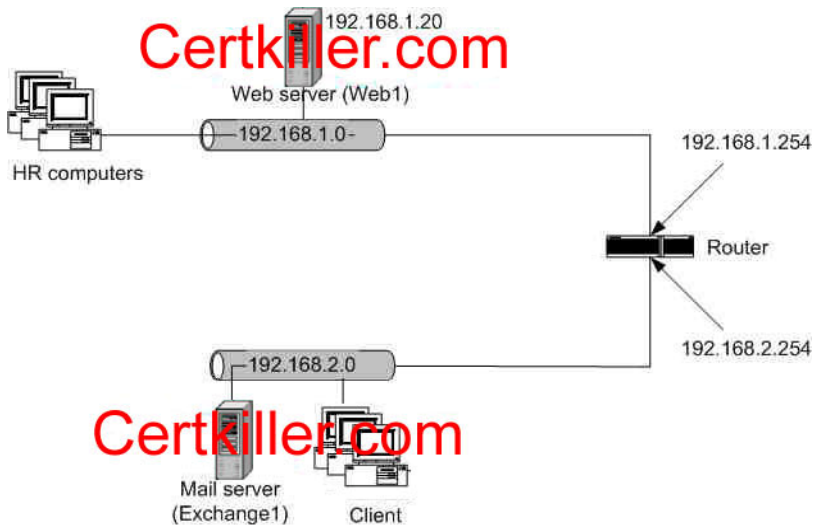
---

### **QUESTION** 426

You are a network administrator for Certkiller .com. The network consists of two IP subnets. The 192.168.1.0 subnet contains computers for the human resources (HR) department.

One of the computers in the 192.168.1.0/24 subnet is a Windows Server 2003 computer named Web1 that functions as the intranet Web server for the HR department. Web1 contains confidential data that must be accessible only to the HR department. Web1 hosts a personnel administration application that is browser-based. The only computers that communicate with Web1 are the client computers in the HR department.

All other computers are located on the 192.168.2.0/24 subnet. A server named Exchange1 functions as Certkiller 's mail server. All users can connect to Exchange1. The network is configured as shown in the exhibit.



The administrator of the HR computers reports that there are network sessions to Web1 originating from the 192.168.2.0 subnet.

You need to prevent any computer in the 192.169.2.0 subnet from establishing a network session to Web1. You do not want to add a hardware firewall. You want to achieve this goal by configuring the Internet Protocol (TCP/IP) properties of Web1.

What should you do?

- A. Enable TCP/IP port filtering on Web1 to allow only inbound TCP port 80 traffic.
- B. Enable the Internet Connection Firewall on Web1 with no services selected.
- C. Enable the Internet Connection Firewall with the Web Server (HTTP) service selected.
- D. Configure Web1 with a default gateway address of 192.168.1.254.
- E. Configure Web1 with no default gateway address.

Answer: E

Explanation: A default gateway is an address that provides a default route for TCP/IP hosts to use when communicating with other hosts on remote networks. A router (either a dedicated router or a computer that connects two or more network segments) generally acts as the default gateway for TCP/IP hosts. The router maintains its own routing table of other networks within an inter-network. The routing table maps the routes required to reach the remote hosts that reside on those other networks. Configuring Web1 with no default gateway address will result in computers from the 192.169.2.0 subnet being unable to establish a network session to Web1.

Incorrect answers:

A: Port 80 on an Internet node indicates a Web server. TCP port 80 is used for HTTP traffic. Thus enabling TCP/IP port filtering to allow only inbound TCP port 80-traffic is not the answer.

B, C: The question pertinently states that you do not want to add a hardware firewall. You need to achieve your objective through configuration of the TCP/IP properties of Web1.

D: You need to configure Web1 with no default gateway to prevent 192.169.2.0 subnet computers from establishing network sessions with Web1.


Reference:

J. C. Mackin, Ian McLean, MCSA/MCSE self-paced Training Kit (exam 70-291): Implementing, Managing, and Maintaining a Microsoft Windows Server 2003 Network Infrastructure, Chapter 2, p. 18



**QUESTION 427**

You are the network administrator for Certkiller .com. The network consists of two subnets. Each subnet contains a Windows Server 2003 computer that functions as a file server. The computers are named Certkiller 1 and Certkiller 2. The relevant portion of the network is configured as shown in the exhibit.



Users in each subnet need to connect to shared folders on both file servers. Users in subnet A report that they can connect to Certkiller 1, but they cannot connect to Certkiller 2. Users in subnet B report that they can connect to Certkiller 2, but they cannot connect to Certkiller 1.

You test connectivity between the sites by using the ping command. When you attempt to ping Certkiller 1 from Certkiller 2, you receive the following error message: "Destination host unreachable". You need to ensure that all users can access both servers.

What should you do?

- A. Change the default gateway address on Certkiller 1 to 10.10.10.191.
- B. Change the default gateway address on Certkiller 2 to 10.10.10.191.
- C. Change the subnet mask on Certkiller 1 to 10.10.10.192.
- D. Change the subnet mask on Certkiller 2 to 255.255.255.224.

Answer: B

Explanation: When a particular route or table entry is applied to a packet, the gateway value determines the next address or hop for which that packet is destined. Thus if the default gateway on Certkiller 2 is changed to 10.10.10.191 then all users will be able to access both servers, because as it is currently users can only connect to the file server that is on the same subnet as themselves. The problem is thus between the two sites from Certkiller 1 to Certkiller 2.

Incorrect answers:

- A: The Certkiller 2 default gateway address should be changed and not the Certkiller 1 default gateway.
- C, D: Changing the subnet mask on either Certkiller 1 or Certkiller 2 is not the issue. You need to change the default gateway address.

Reference:

J. C. Mackin, Ian McLean, MCSA/MCSE self-paced Training Kit (exam 70-291): Implementing, Managing, and Maintaining a Microsoft Windows Server 2003 Network Infrastructure, Chapter 9, p. 16

**QUESTION 428**

You are the network administrator for Certkiller .com. The network contains 100 Windows XP Professional computers.

You configure a Windows Server 2003 computer named Certkiller 1 as a DNS server. Certkiller 1 has the

IP address 192.168.1.2 and contains host (A) resource records for all network client computers that are located in the branch office.

You install a Windows Server 2003 computer named Certkiller 2 as a DHCP server. Certkiller 2 is configured as shown in the following table.

<b>Configuration</b>	<b>Setting</b>
Scope	192.168.1.100 to 192.168.1.200
Subnet Mask	255.255.255.0
Option 003 Default Gateway	192.168.1.1
Option 006 DNS	192.168.1.2

You install a DSL connection for Internet access. You configure a server named Certkiller 3 as an Internet Connection Sharing (ICS) host with two network adapters. The network adapter that has the IP address 131.107.96.21 connects to the DSL modem, and the network adapter that has the IP address 192.168.0.1 connects to the LAN. The ISP's DNS server has the IP address 131.107.62.9.

Your users report that they cannot access the Internet. You need to ensure that all users in Certkiller can access the Internet through the ICS host.

What should you do?

- A. Remove DHCP from Certkiller 2.
- B. Replace the DHCP scope on Certkiller 2 with one that has a subnet mask of 255.255.255.192.
- C. Change the DHCP scope option 003 Default Gateway on Certkiller 2 to 131.107.96.21.
- D. Install the DNS service on Certkiller 3, and configure 131.107.62.9 as a forwarder.

Answer: A

Explanation: Certkiller 3 is configured as the ICS host and has two network adapters attached to it. For users to be able to connect to the Internet they need the correct IP addressing. DHCP can also be used to provide DHCP clients with optional parameters such as the IP address of the default gateway; you would enable users to connect to the Internet by removing the DHCP from Certkiller 2 because Certkiller 2's configuration would not enable them to connect to the Internet.

Incorrect answers:

B: Replacing the DHCP scope with a subnet mask of 255.255.255.192 will not work in this scenario.

C: Changing the DHCP scope will not work.

D: This is not a DNS issue but rather a problem of being unable to connect to the Internet via the DHCP server through the ICS host.

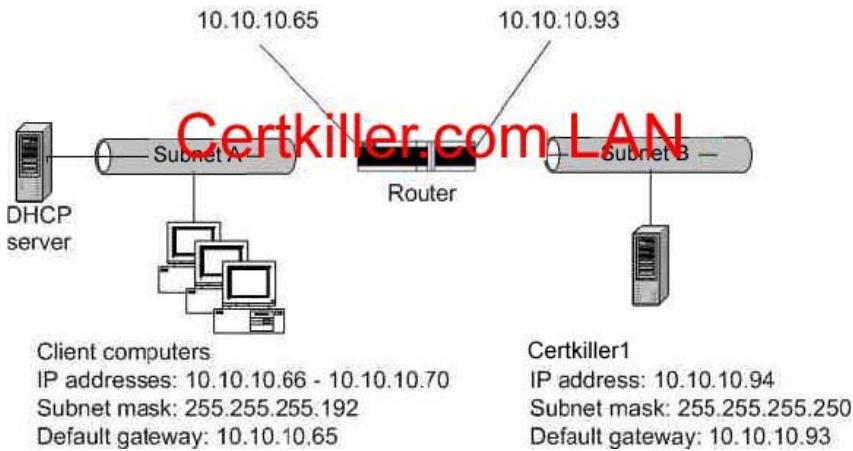
Reference:

Deborah Littlejohn Shinder, Dr. Thomas W. Shinder, Chad Todd and Laura Hunter, MCSA/MCSE: Exam 70-291: Implementing, Managing, and Maintaining a Windows Server 2003 Network Infrastructure Guide & DVD Training System, p. 178

---

## **QUESTION 429**

You are the network administrator for Certkiller .com. The network consists of two subnets separated by a router. The network is configured as shown in the exhibit.



Subnet A is connected to a router that has the IP address 10.10.10.65. It contains five client computers. All the client computers receive their IP configuration from a local DHCP server. The scope configuration of the DHCP server is shown in the following table.

<b>IP address range</b>	10.10.10.66 to 10.10.10.70
<b>Subnet mask</b>	255.255.255.192
<b>Default gateway</b>	10.10.10.65

Subnet B is connected to a router that has the IP address 10.10.10.93. It does not contain any computers yet. You install a new Windows Server 2003 computer named Certkiller 1 and connect it to the subnet B network. The TCP/IP configuration of the new computer is shown in the following table.

IP address	10.10.10.94
Subnet mask	255.255.255.240
Default gateway	10.10.10.93

Users in subnet A report that they cannot connect to Certkiller 1. You need to enable the client computers in subnet A to connect to Certkiller 1.

What should you do?

- Create a new scope on the DHCP server to assign the client computers in subnet A a subnet mask of 255.255.255.224.
- Change the scope options of the DHCP server to assign the client computers in subnet A a default gateway of 10.10.10.93.
- Change the subnet mask of Certkiller 1 to 255.255.255.192.
- Change the default gateway of Certkiller 1 to 10.10.10.65.

Answer: C

**Explanation:** Large networks are subdivided to create smaller subnetworks to reduce overall network traffic by keeping local traffic on the local subnet and sending all nonlocal traffic to the router. In order to create a subnetwork, we need to have a system for addressing that allows us to use the network ID and host ID within the class-based system. This is accomplished through the use of a subnet mask. To determine the appropriate custom subnet mask (typically referred to simply as subnet mask) for a network, you must first:

- Determine the number of host bits to be used for subnetting.
- Determine the new subnetted network IDs.

3. Determine the IP addresses for each new subnet.
4. Determine the appropriate subnet mask.

Incorrect Answers:

A, B: The problem is not a matter of scope that has to be created or scope options that has to be changed, but rather the subnet mask.

D: This option suggests that the gateway could be problematic which is not the case.

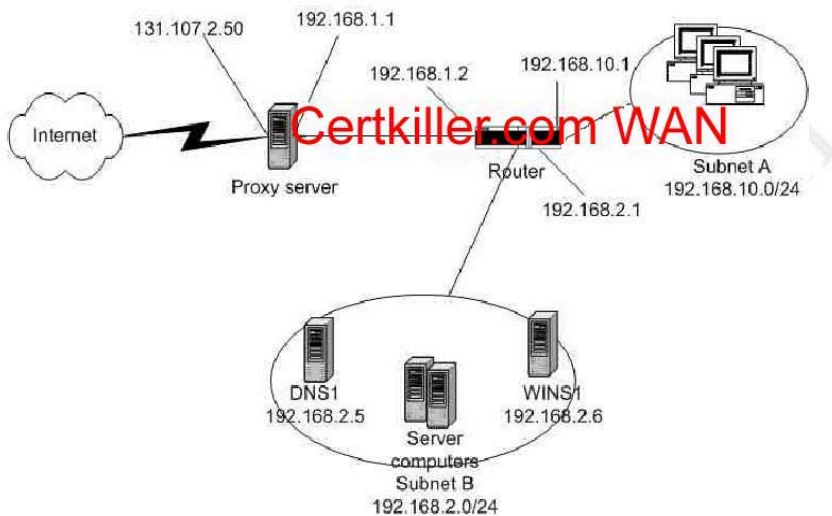
Reference:

Deborah Littlejohn Shinder, Dr. Thomas W. Shinder, Chad Todd and Laura Hunter, MCSA/MCSE: Exam 70-291: Implementing, Managing, and Maintaining a Windows Server 2003 Network Infrastructure Guide & DVD Training System, p. 57

---

**QUESTION 430**

You are the network administrator for Certkiller .com. The network is configured as shown in the exhibit.



You install a new Windows Server 2003 computer named Certkiller 2 on subnet B. When you attempt to run Windows Update on Certkiller 2, you receive the following error message: "Internet Explorer could not open the search page."

Other servers on subnet B can successfully run Windows Update. Users on subnet A report that they can successfully connect to Certkiller 2. TCP/IP settings for all servers on subnet B are configured by using DHCP.

You need to run Windows Update on Certkiller 2.

What should you do?

- A. Install the DNS service on Certkiller 2.
- B. Configure Certkiller 2 to use 192.168.2.5 as its DNS server.
- C. Configure Certkiller 2 to use 192.168.2.6 as its WINS server.
- D. Configure Certkiller 2 to use 192.168.1.1 as its default gateway.
- E. Configure Internet Explorer on Certkiller 2 to use 192.168.1.1 as its proxy server.

Answer: E

Explanation: You can determine from the exhibit that there is a proxy server in the network which handles Internet traffic. Therefore, you must configure Internet Explorer on Certkiller 2 to use 192.168.1.1 as its proxy server.

When a network has a server running the Dynamic Host Configuration Protocol (DHCP Service, it can automatically assign TCP/IP configuration information to the client computers if the client computers are configured as DHCP clients.

Incorrect Answers:

A: You already have DNS1 in Subnet B that functions as a DNS server. You do not need more.

B: DNS Server, the TCP/IP property, is already configured by the DHCP Server. This option would thus be obsolete.

C: The TCP/IP property, WINS Server, is already configured by the DHCP Server.

D: The TCP/IP property, default gateway, is already configured by the DHCP Server.

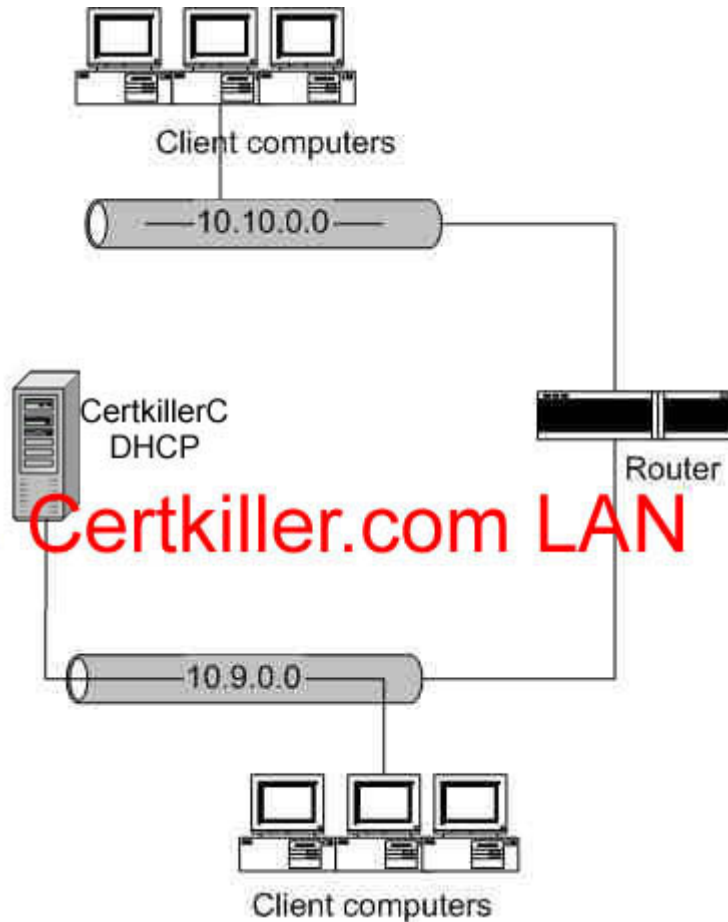
Reference:

Deborah Littlejohn Shinder, Dr. Thomas W. Shinder, Chad Todd and Laura Hunter, Implementing, Managing, and Maintaining a Windows Server 2003 Network Infrastructure Guide & DVD Training System, pp. 231, 281

---

**QUESTION 431**

You are the Network Administrator for Certkiller .com. The network consists of a single active Directory Domain named Certkiller .com. You manage the 10.10.0.0 subnet and the 10.9.0.0 subnet. The relevant portion of the network is shown in the exhibit.



The DHCP server for the domain is a member server named Certkiller C. Certkiller C successfully leases IP addresses to 600 desktop client computers and 200 portable computers. The portable computers connect to one subnet or the other during each day. Desktop client computers and portable computers run Windows XP Professional.

Several portable computer users on the 10.10.0.0 subnet report that they receive error messages indicating duplicate IP addresses. Users with these errors cannot be authenticated by the domain controllers. You examine the DHCP log file on Certkiller C and notice several Nack messages. What is the most likely cause of these errors?

- A. Certkiller C is not authorized
- B. The DHCP scope is not activated
- C. The router is not a BOOTP router
- D. A Windows NT Server 4.0 DHCP server is on the network
- E. A Windows Server 2003 DHCP server with workgroup membership and an activated 10.10.0.0 scope is on the network

Answer: D

Explanation: A Windows NT Server DHCP server on the network would cause these errors.

Incorrect Answers:

A: The question states that Certkiller C successfully leases IP addresses to 600 desktop client computers and

200 portable computers. This is therefore the incorrect answer.

B: The question states that Certkiller C successfully leases IP addresses to 600 desktop client computers and 200 portable computers. This is therefore the incorrect answer.

C: The question states that Certkiller C successfully leases IP addresses to 600 desktop client computers and 200 portable computers. This is therefore the incorrect answer.

E: A Windows Server 2003 DHCP server would search the network for other authorised DHCP servers. When it detects one, it would stop answering DHCP requests.

Reference:

Deborah Littlejohn Shinder, Dr. Thomas W. Shinder, Chad Todd and Laura Hunter, Implementing, Managing, and Maintaining a Windows Server 2003 Network Infrastructure Guide & DVD Training System, pp. 176, 235

---

**QUESTION 432**

You are the network administrator for Certkiller .com. The network consists of a single Active Directory domain named Certkiller .com.

You configure a new Windows Server 2003 file server named Certkiller Srv1. You restore user files from a tape backup, and you create a logon script that maps drive letters to shared files on Certkiller Srv1.

Users report that they cannot access Certkiller Srv1 through the drive mappings you created. Users also report that Certkiller Srv1 does not appear in My Network Places.

You log on to Certkiller Srv1 and confirm that the files are present and that the NTFS permissions and share permissions are correct. You cannot access any network resources. You run the ipconfig command and see the following output.



```
Command Prompt
C:\>ipconfig

Windows IP Configuration

Ethernet adapter Local Area Connection:

    Connection-specific DNS Suffix  . : 
    Autoconfiguration IP Address. . . : 169.254.6.6
    Subnet Mask . . . . . : 255.255.0.0
    Default Gateway . . . . . : 

C:\>_
```

You need to configure the TCP/IP properties on Certkiller Srv1 to resolve the problem. What should you do?

- A. Add Certkiller .com to the DNS suffix for this connection field.
- B. Configure the default gateway.
- C. Configure the DNS server address.
- D. Configure a static IP address.

Answer: D

Explanation: The IP address shown in the exhibit is an APIPA (automatic private IP addressing) address. What this indicates is that the server is configured to use DHCP for its IP configuration. The server could be unable to contact a DHCP server because there is no DHCP server on the network. You correct this problem by configuring a static IP address in the same IP range as the remainder of the network.

Incorrect Answers:

A: A DNS suffix is basically a character string that represents the domain name and typically describes the latter part of the DNS name.

B: A default gateway configuration would only be relevant when dealing with a routed network.

C: The server not having a DNS server address does not prevent clients from connecting to the server.

Reference:

Diana Huggins, Windows Server 2003 Network Infrastructure Exam Cram 2 (Exam 70-291), Chapter 2

J. C. Mackin, Ian McLean, MCSA/MCSE Self-Paced Training Kit (exam 70-291): Implementing, Managing, and Maintaining a Microsoft Windows Server 2003 network Infrastructure, Part 1, Chapter 4, p. 179

---

**QUESTION 433**

You are the network administrator for Certkiller , a Web hosting company. All client computers run Windows XP Professional.

Certkiller is assigned the following IP address ranges by the ISP:

131.107.10.0 through 131.107.10.255

131.107.11.0 through 131.107.11.255

Certkiller 's data center contains 400 Windows Server 2003 computers and consists of two subnets named subnet CK1 and subnet CK2 . subnet CK1 contains 200 servers and uses the 131.107.10.0 network address. subnet CK2 also contains 200 servers and uses the 131.107.11.0 network address. All server IP addresses are assigned by DHCP. All computers in the data center have valid Internetaccessible IP addresses.

As a result of a corporate acquisition, 200 additional servers will be added to Certkiller 's data center within one month. The new servers will be placed on the network segment that maps to subnet CK1 . The existing router does not have the capacity for an additional subnet, and the budget does not allow the purchase of a new router. You will need to add the additional servers to the existing subnet CK1 . The ISP assigns you the additional IP address range 131.107.12.0 through 131.107.12.255

You need to change the IP addressing scheme to accommodate all required servers in subnet CK1 and subnet CK2 . You are authorized to make any necessary changes.

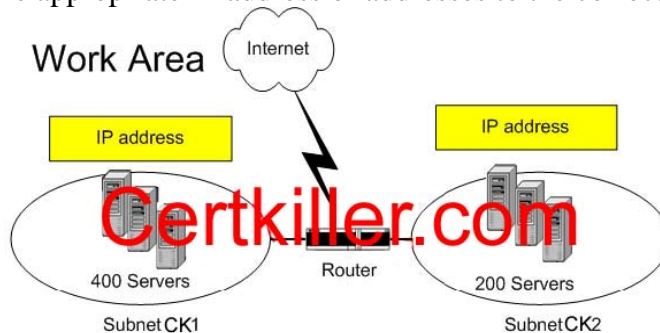
The diagram in the work area shows the network configuration and the planned number of servers for each subnet.

Which IP address should be assigned to each subnet?

To answer, drag the appropriate IP address or addresses to the correct locations in the work area.

IP Addresses

- 131.107.10.0/23
- 131.107.11.0/23
- 131.107.12.0/23
- 131.107.10.0/24
- 131.107.11.0/24
- 131.107.12.0/24



Answer:



## IP Addresses

131.107.10.0/23

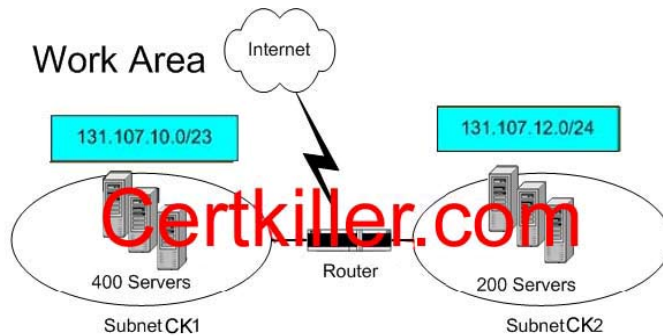
131.107.11.0/23

131.107.12.0/23

131.107.10.0/24

131.107.11.0/24

131.107.12.0/24



Explanation: To accommodate all required servers in subnet CK1 and subnet CK2 , without having to purchase a new router and with the The ISP assigns you the additional IP address range 131.107.12.0 through 131.107.12.255, you should assign subnet CK1 and subnet CK2 the following IP addresses respectively: 131.107.10.0/23 and 131.107.12.0/24

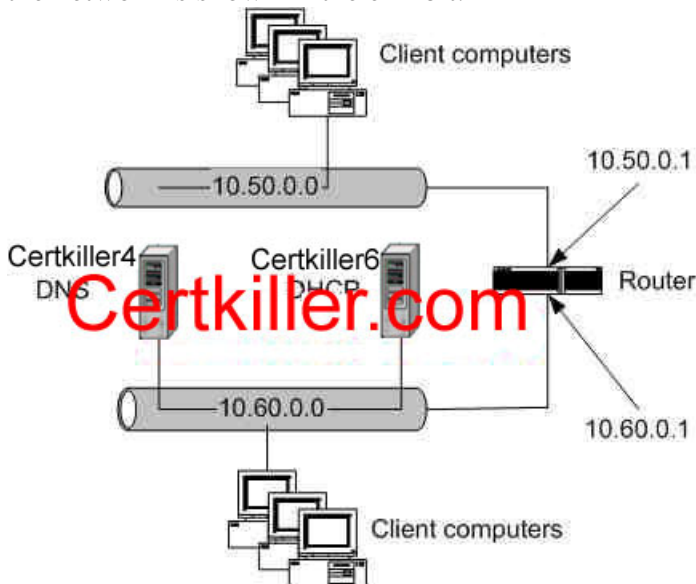
Reference:

Deborah Littlejohn Shinder, Dr. Thomas W. Shinder, Chad Todd and Laura Hunter, MCSA/MCSE: Exam 70-291: Implementing, Managing, and Maintaining a Windows Server 2003 Network Infrastructure Guide & DVD Training System, p. 57

### QUESTION 434

You are the network administrator for Certkiller .com. The network consists of a single Active Directory domain. The network also consists of two subnets.

You install a Windows Server 2003 DHCP member server named Certkiller 6. The relevant portion of the network is shown in the exhibit.



You configure and activate the following scopes on Certkiller 6:

- 10.50.0.1 - 10.50.2.100/22
- 10.60.0.1 - 10.60.2.100/22
- Exclusion: 10.50.0.1 - 10.50.0.20
- Exclusion: 10.60.0.1 - 10.60.0.20

Users in both subnets report that they cannot access network servers. Some users can view other

users' computers in My Network Places. You instruct one of these users to run the ipconfig command from a command prompt. When he does, an IP address of 169.254.9.24 is returned. You run Network Monitor on Certkiller 6 for five minutes, and you capture hundreds of DHCPDISCOVER broadcasts. You verify that Certkiller 6 is connected to the network and is online. You want all client computers on both subnets to be able to access hosts on both subnets. What should you do?

- A. Authorize Certkiller 6.
- B. Configure the router to forward UDP port 67 from 10.50.0.0 to 10.60.0.0.
- C. Change the subnet masks on the DHCP scopes to 255.255.254.0.
- D. Create a host (A) record for Certkiller 6 on the DNS server.

Answer: A

Explanation: Before an Active Directory DHCP server is allowed to distribute IP address leases, it must be authorized to do so in Active Directory. To authorize a Windows Server 2003 DHCP server, you must be a member of the root domain's Enterprise Admins group.

Authorization also prevents a DHCP server with incorrect information from being introduced on the network. For example, a DHCP server with incorrect scope information can't lease providing DHCP clients with incorrect IP parameters. DHCP servers are authorized through the DHCP management console. Thus by authorizing Certkiller 6 you can enable both subnets to access hosts on both subnets.

Incorrect answers:

B: This scenario is a matter of having the DHCP service authorized and not a case of UDP port 67 forwarding DHCP broadcasts.

C: Modifying the DHCP scopes is not the issue; you need an authorized DHCP server to distribute IP address leases.

D: Host (A) is a record used to map machine or resource host names to IP addresses. This is not what is needed in this scenario.

Reference:

Deborah Littlejohn Shinder, Dr. Thomas W. Shinder, Chad Todd and Laura Hunter, MCSA/MCSE: Exam 70-291: Implementing, Managing, and Maintaining a Windows Server 2003 Network Infrastructure Guide & DVD Training System, pp. 228-230, 487

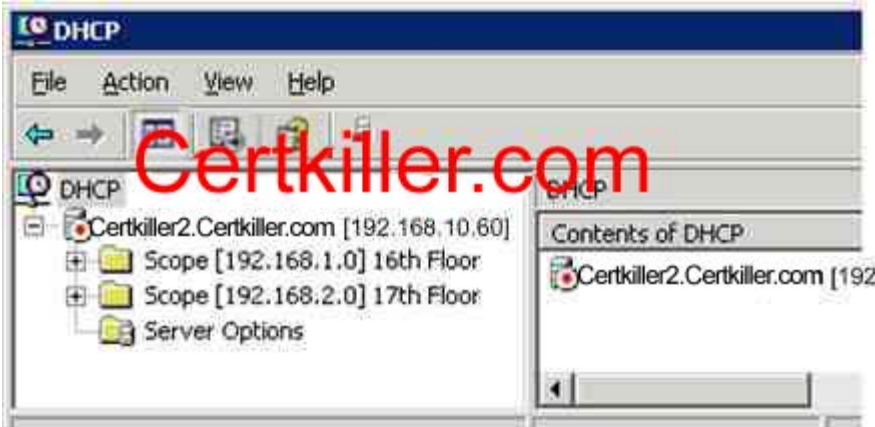
Diana Huggins, Windows Server 2003 Network Infrastructure Exam Cram 2 (Exam 70-291), Chapter 2

---

**QUESTION 435**

You are the administrator of an Active Directory domain Certkiller .com. All servers run Windows Server 2003.

You configure a server named Certkiller 2 as Certkiller 's DHCP server, as shown in the exhibit.



All client computers are configured as DHCP clients.

Users report that they cannot connect to network resources. You investigate and discover that the client computers are not receiving their TCP/IP configurations from Certkiller 2. You need to configure Certkiller 2 so that the client computers can receive their TCP/IP configurations.

What should you do?

- A. Run the net stop dhcpserver command.
- B. Run the net start dhcpserver command.
- C. Authorize Certkiller 2 by using the DHCP console.
- D. Restart the DHCP service by using the DHCP console.
- E. Add Certkiller 2 to the DHCP Administrators local group.

Answer: C

Explanation: When the DHCP server isn't authorized, it will not answer lease requests. This is the reason why the client computers are not receiving their TCP/IP configurations from Certkiller 2. Certkiller 2 has to be authorized to provide DHCP services to clients when it is installed in an Active Directory domain. After a DHCP server is authorized, its IP address is included in the Active Directory object that holds a list of the IP addresses of all authorized DHCP servers.

Incorrect Answers:

- A: Since Testing2 is the DHCP server, you need to authorize Certkiller 2 so as to enable all the DHCP client to receive their TCP/IP configurations from Certkiller 2. Thus running the net stop dhcpserver command will not help.
- B: Running the net start dhcpserver command will not solve the problem as the DHCP server first has to be authorized.
- D: Restarting the DHCP service will not help in this scenario.
- E: Adding Certkiller 2 to the DHCP Administrators local group will not accomplish the task as the server has to be authorized first.


Reference:

Deborah Littlejohn Shinder, Dr. Thomas W. Shinder, Chad Todd and Laura Hunter, Implementing, Managing, and Maintaining a Windows Server 2003 Network Infrastructure Guide & DVD Training System, p. 260

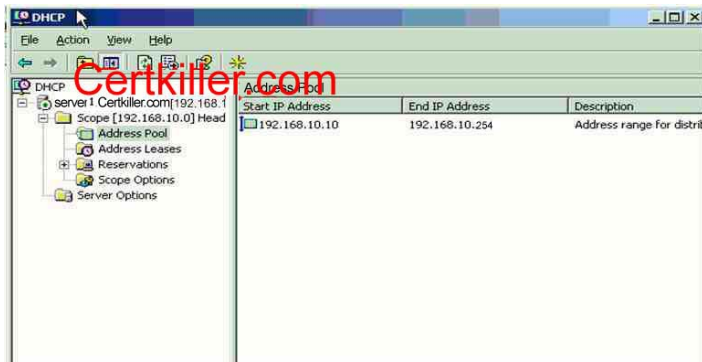
J. C. Mackin, Ian McLean, MCSA/MCSE Self-Paced Training Kit (exam 70-291): Implementing, Managing, and Maintaining a Microsoft Windows Server 2003 network Infrastructure, Part 1, Chapter 7, page 374.

**QUESTION 436**

You are the network administrator for Certkiller . The network consists of a single Active Directory domain. All servers run Windows Server 2003. All servers are configured with static IP addresses. All client computers run Windows XP Professional. All client computers are configured as DHCP clients. The relevant portion of the network is configured as shown in the Network exhibit.



A user named Maria reports that she cannot access network resources by using her client computer. Her client computer is named Client2. Maria reports that she received an error message about a duplicate address on the network when she started her computer this morning. You examine the DHCP scope properties on the DHCP server. The scope properties are shown in the DHCP exhibit.



You need to ensure that Maria can access the network by using her client computer. You also need to ensure that this problem will not occur.

What should you do?

- A. Exclude the IP addresses 192.168.10.10 to 192.168.10.15 from the DHCP scope.  
Restart Client2.
- B. Add the additional IP addresses of 192.168.10.201 to 192.168.20.250 to the DHCP scope.  
Restart Client2.
- C. Configure the DHCP scope to detect IP address conflicts.  
Restart Client2.
- D. Reconcile the DHCP scope on the DHCP server.  
Restart Client2.

Answer: A

Explanation: Exclusion ranges assure that the server does not offer to DHCP clients on your network any

addresses in these ranges. By setting an exclusion range for these addresses, you specify that DHCP clients are never offered these addresses when they request a lease from the server. Excluding IP addresses 192.168.10.10 to 192.168.10.15 from the DHCP scope and then restarting Client2 should prevent the occurrence of a duplicate address.

Incorrect answers:

B: There is no need to add additional IP addresses to the DHCP scope, the problem originates from duplicate IP addresses.

C: DHCP scope purpose is not to detect IP address conflicts. Besides you need to make sure that the address used on the APIPA Settings dialog box is excluded from the DHCP scope, to avoid IP address conflicts.

D: The Reconcile option is useful when you need to fix any inconsistencies in the DHCP database, such as when not all IP address leases are being reflected in the DHCP database. Information in the database is compared with information stored in the Registry. This is not the same as checking for duplicate addresses.

Reference:

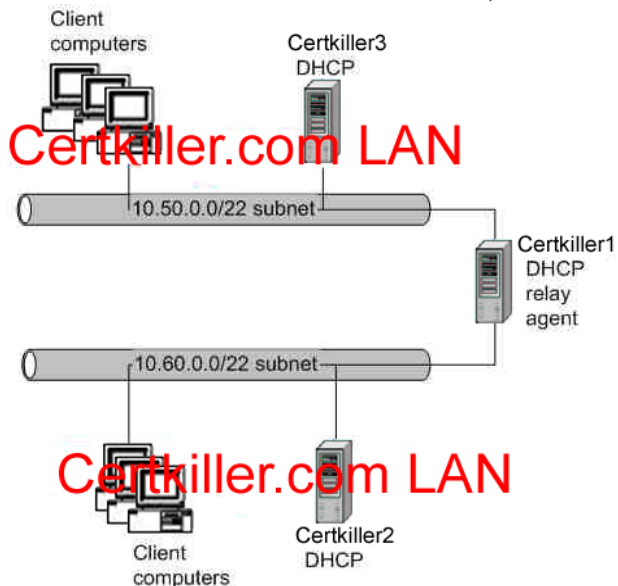
J. C. Mackin, Ian McLean, MCSA/MCSE self-paced Training Kit (exam 70-291): Implementing, Managing, and Maintaining a Microsoft Windows Server 2003 Network Infrastructure, Chapter 7, pp. 6-7, 13

---

### QUESTION 437

You are the network administrator for Certkiller .com.

A Windows Server 2003 computer named Certkiller 1 functions as a mail server. A Windows Server 2003 computer named Certkiller 2 is the DHCP server. You configure Certkiller 2 to lease the reserved IP address 192.168.1.5 to Certkiller 1, as shown in the exhibit.



You create a host record for Certkiller 1 that uses IP address 192.168.1.5 on the company's BIND 8.1.2 DNS server. However, users report that they cannot access Certkiller 1.

From the command prompt on Certkiller 1, you run the `ipconfig /all` command and receive the following response.

```

c:\ Command Prompt

Physical Address. . . . . : 00-08-02-9D-AD-E2
Dhcp Enabled. . . . . : Yes
Autoconfiguration Enabled . . . . . : Yes
IP Address. . . . . : 192.168.1.106
Subnet Mask. . . . . : 255.255.0
Default Gateway. . . . . : 192.168.1.1
DHCP Server . . . . . : 192.168.1.1
DNS Servers . . . . . : 192.168.1.4

```

You want Certkiller 1 to receive 192.168.1.5 as its IP address. What should you do?

- A. In the reservation on Certkiller 2, insert dashes in the reservation MAC address.
- B. In the reservation on Certkiller 2, change the reservation MAC address.
- C. On Certkiller 1, in the Internet Protocol TCP/IP properties, enter an alternate configuration.
- D. On Certkiller 1, from the command prompt, run the `ipconfig /registerdns` command.
- E. In the reservation on Certkiller 2, change the reservation name to Certkiller 1.

Answer: B.

Explanation: The MAC address is the piece of the reservation that actually identifies the client as it first initiates its DHCPDISCOVER broadcast. The MAC address is a 48-bit binary number, but it is notated as 12 hexadecimal digits arranged in pairs. It is imperative that you type this address correctly. You can find out the MAC address from the client computer by running `ipconfig /all`. If you cannot physically visit the client computer, you can use the ping and arp commands to identify this number and then use the copy and paste feature to enter it into the reservation.

You can make use of the copy and paste functionality built into the command interface of Windows Server 2003 to insert the MAC address into the reservation. Changing the reservation MAC address in the reservation on Certkiller 2 will allow you to enter the IP address to match the MAC address of Certkiller 1.

Incorrect Answers:

A: Inserting dashes in the reservation MAC address will not work because the dashes is extra characters that you enter into the address, thus rendering it a different device as MAC addresses must be typed correctly.

C: Entering an alternate configuration does not necessarily issue you with a particular IP address.

D: The `ipconfig /registerdns` command refreshes all DHCP leases and registers any related DNS names for the adapter. It does not change names.

E: Reservation Name uniquely identifies the client you are reserving. However, changing the reservation name to Certkiller 1 will not assist you in your task as reservations are assigned based on a particular MAC address.

Reference:

Deborah Littlejohn Shinder, Dr. Thomas W. Shinder, Chad Todd and Laura Hunter, Implementing, Managing, and Maintaining a Windows Server 2003 Network Infrastructure Guide & DVD Training System, p. 198

James Chellis, Paul Robichaux and Matthew Sheltz, MCSA/MCSE: Windows Server 2003 Network Infrastructure Implementation, Management, and Maintenance Study Guide, p. 471

---

**QUESTION 438**

You are the network administrator for Certkiller .com. The network consists of a single Active Directory domain named Certkiller .com. A Windows Server 2003 computer named Server CK9 functions as a file server. A Windows Server 2003 computer named Server CK1 0 functions as a DHCP server. A Windows Server 2003 computer named Server CK1 1 functions as the DNS server. Server CK9 has the 10.90.80.70/24 reservation on Server CK1 0. Logon scripts connect users to mapped drives and printers on Server CK9 .

You want to create a baseline for network traffic to and from Server CK9 . When you use network monitoring software in promiscuous mode, you notice that the IP address reserved for Server CK9 does not appear in your network trace. However, no users report connectivity problems to Server CK9 . Previous network traces have shown that Server CK9 had the reserved address 10.90.80.70/24 in the past.

When you run ping - a 10.90.80.70 command from a command prompt, the address resolves to client942. Certkiller .com

From a command prompt on Server CK9 , you run the ipconfig /all command. The output displays an IP address of 10.90.80.198/24 and a MAC address of 00-20-ED-3D-41-C8.

Server CK9 must use the reserved address 10.90.80.70/24 to comply with established network design requirements.

What should you do?

- A. Create an alias (CNAME) record that points client942. Certkiller .com to Server CK9 . Certkiller .com.
- B. Configure the DNS server to accept only secure dynamic updates.
- C. In the reservation MAC address setting, insert dashes to match the ipconfig output.
- D. Edit the 10.90.80.70/24 reservation to use 0020ED3D41C8 MAC address.

Answer: D

Explanation: Client reservation is used to ensure that a computer receives the same IP address all the time. Therefore, since DHCP IP address assignments use MAC addresses to control assignments, the following are required for client reservations: MAC (hardware) address and IP address.

An incorrect MAC address (the MAC address of client942) has been entered in the DHCP client reservation. Server CK9 will not use the client reservation address and will obtain another DHCP IP address. This is why you need to edit the 10.90.80.70/24 reservation to use 0020ED3D41C8 MAC address. Configuration of a reservation is dependant on the specific MAC address of a machine's network interface card.

Incorrect Answers:

A: The Canonical Name (CNAME) resource record is used to create aliases that hide your network details from the clients that connect to it. However, in this scenario the creation of a canonical name will not solve your problem.

B: Configuring the DNS server to accept only secure dynamic updates is not what is necessary in this case because the problem stems from an incorrect MAC address that has been entered into the DHCP client reservation.

C: Inserting dashes to match the ipconfig output will not force Server CK9 to comply. The problem is an incorrectly entered MAC address. Inserting dashes merely prolongs the already incorrect MAC address. You have to edit the 10.90.80.70/24 reservation to use 0020ED3D41C8 MAC address.

Reference:

Deborah Littlejohn Shinder, Dr. Thomas W. Shinder, Chad Todd and Laura Hunter, Implementing,

Managing, and Maintaining a Windows Server 2003 Network Infrastructure Guide & DVD Training System, pp. 262, 427

---

**QUESTION 439**

You are the network administrator for Certkiller .com. The network consists of two Active Directory domains. One domain is named Certkiller .com. A subsidiary company named Acme has a domain named acme.com. Both domains are in a single forest.

A primary DNS server for Certkiller .com is located in the company's Berlin office. A primary DNS server for acme.com is located in the company's Prague office. Both DNS servers are Windows Server 2003 computers.

Each domain has three regional offices. Each regional office contains the following computers:

- A secondary DNS server in its respective domain.
- A DHCP server.
- A recently installed Microsoft Internet Security and Acceleration (ISA) Server computer that connects the LAN to the Internet.

Company sales representatives visit the Berlin office, the Prague office and all regional offices several times each month. All sales representatives use Windows XP Professional portable computers that are members of the Certkiller .com domain.

You create an appropriate wpad.dat script file on each of the ISA servers in each regional office. On each DHCP server you configure the 252 Proxy Autodiscovery option and the corresponding http://ISAServerName/wpad.dat string value.

Sales representatives report that they cannot access to the Internet by using Internet Explorer when they visit an office that is in the acme.com domain. You need to ensure that all users can access the Internet at all times. You want to use the minimum amount of administrative effort.

What should you do?

- A. Configure Windows XP Professional portable computers with the primary DNS suffix of acme.com.
- B. Configure the Advanced TCP/IP Settings on the Windows XP Professional portable computers with a DNS suffix for this connection setting of acme.com.
- C. On each DHCP server that is a member of the acme.com domain, configure the 015 DNS Domain Name option to be acme.com.
- D. On the primary DNS server for the acme.com domain, add a \_http\_service service locator (SRV) resource record for each ISA server in the acme.com domain.

Answer: C

Explanation: Configuring the 015 DNS Domain Name option to be acme.com will automatically set the "DNS Suffix for this connection" string.

Incorrect answers:

- A: This option only deals with the DNS suffixes to be attempted when resolving names during a lookup.
- B: The changes would have to be manually configured, with a change occurring each time the portable computer moved locations. This option therefore does not meet the minimum amount of administrative effort requirement.
- D: There is no \_http\_service service locator (SRV) resource record like this being utilized.

Reference:

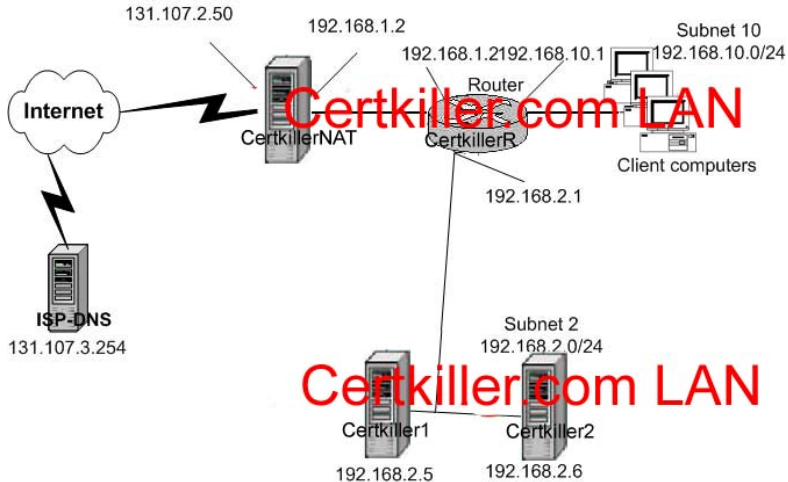
Deborah Littlejohn Shinder, Dr. Thomas W. Shinder, Chad Todd and Laura Hunter, Implementing,



Managing, and Maintaining a Windows Server 2003 Network Infrastructure Guide & DVD Training System, Syngress Publishing Inc., Rockland, 2003, p. 187

### QUESTION 440

Exhibit



You are the network administrator for Certkiller .com. The network consists of a single Active Directory domain named Certkiller .com. All servers run Windows Server 2003. All client computers run Windows XP Professional. The network is configured as shown in the exhibit.

Certkiller 1 is configured as a DNS server for domain named Certkiller .com. Certkiller 1 is configured to use ISP-DNS as a forwarder.

A computer named Certkiller NAT is a Network Address Translation (NAT) server. Certkiller NAT provides Internet access for the entire company. You recently created a subnet named Subnet 10.

You are configuring a DHCP server to support Subnet 10. You need to configure the DHCP server options for Subnet 10 to ensure that all users can access the Internet and internal resources.

What should you do?

Drag and drop.

IP Addresses, Select from these

Place here

131.107.2.50	IP Address	003 Router
131.107.3.254	IP Address	006 DNS
192.168.1.1		
192.168.2.5		
192.168.10.1		

Answer:



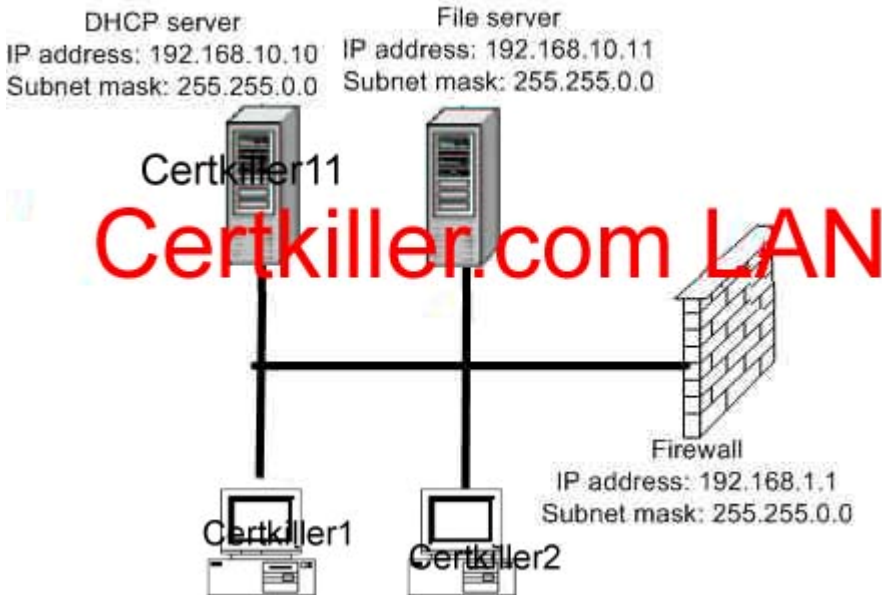
Explanation: the 006 DNS Servers option specifies the IP address of the DNS servers available to clients on the network. Whereas the 003 Router option specifies the IP address of the router or default gateway. To ensure that all users are able to access the Internet as well as internal resources you need to configure the DHCP server options for Subnet 10 as follows: assign 003 Router an IP address of 192.168.10.1 and assign 006 DNS an IP address of 192.168.2.5 since subnet10 has an IP address of 192.168.10.0/24

Reference:

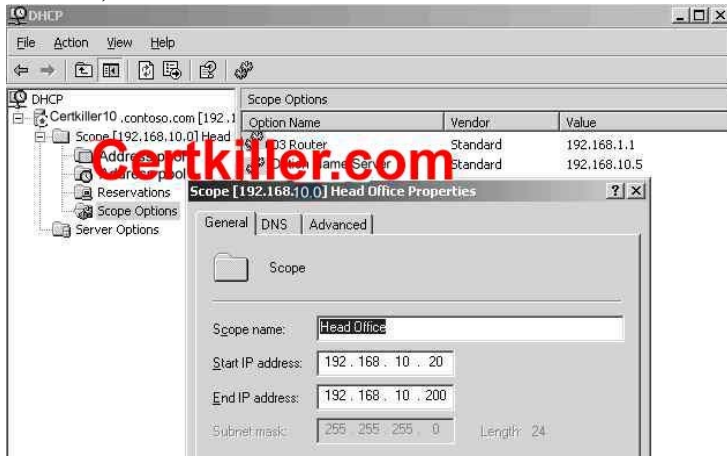
Diana Huggins, Windows Server 2003 Network Infrastructure Exam Cram 2 (Exam 70-291), Chapter 2

**QUESTION 441**

Network topology exhibit:



Exhibit, DHCP



You are the administrator of an Active Directory domain named Certkiller .com. All servers run Windows Server 2003. All servers are configured with static IP addresses. All client computers run Windows XP Professional.

All client computers are configured as DHCP clients. The relevant portion of the network is configured as shown in the network topology exhibit.

Users report that they cannot access the Internet. They can access shared folders and printers on the network, but no users can access the Internet. You connect to the DHCP server and find out that you can access the Internet from the server. You examine the DHCP scope properties. The properties are shown in the DHCP exhibit.

You need to ensure that all users can access the Internet from the client computers. You need to ensure that current network connectivity is not affected by your changes.

What should you do?

- A. Change the subnet mask on all servers and on the firewall IP address to 255.255.255.0
- B. Change the IP address for all servers to 192.168.1.x, where x is a unique number less than 20.
- C. Set the conflict detection attempts to 5 on the DHCP server.
- D. Delete the scope on the DHCP server. Re-create the scope with the same properties but with a subnet mask of 255.255.0.0.

Answer: D

Explanation: A scope determines the pool of IP addresses from which a DHCP server can assign IP addresses. The subnet mask of the local host is a 32-bit address used to compare the network ID of the local host to the network ID of every IP packet the host sends on the network. As shown in the exhibit, it is the subnet mask that is configured wrong. The Internet can only be accessed from the server. Thus you would need to change the scope on the DHCP server to enable all users to access the Internet from the client computers since it is the DHCP server that is responsible to assign IP addresses, you need to configure it with the correct scope. Thus you delete the existing scope and then re-create it with a subnet mask of 255.255.0.0 and then you will also ensure that the current network connectivity will not be affected.

Incorrect answers:

A: Changing the subnet on all the folders will not work in this scenario since you need to make sure that you do not affect the current network connectivity.

B: This option is not the answer as it is not the IP address of the servers that are problematic. Rather, it is the DHCP scope that needs to be deleted then re-created so as to comply with the conditions as set by the question.

C: This is not a conflict detection problem.

Reference:

J. C. Mackin, Ian McLean, MCSA/MCSE Self-Paced Training Kit (exam 70-291): Implementing, Managing, and Maintaining a Microsoft Windows Server 2003 network Infrastructure, Microsoft Press, Redmond, 2003, Part 1, Chapters 2 & 8, pp. 62, 41

---

### **QUESTION 442**

You are the network administrator for Certkiller .com. The network contains 20 Windows Server 2003 computers. All client computers receive their TCP/IP settings from a DHCP server named Certkiller 2. Certkiller 2 is configured as shown in the exhibit.



Certkiller has experienced rapid growth during the past six months. Users report that the network is slow. When you run Network Monitor, you notice a significant increase in broadcast traffic on the network.

You want to increase network performance.

What should you do?

- A. Change option 046 to 0x1, B-node.
- B. Change option 046 to 0x2, P-node.
- C. Remove option 044 from the DHCP Server Options.
- D. Create a new scope for the network ID 192.168.10.0/24

Answer: B

Explanation: You manually change the node type of a machine by editing the local Registry. P node type clients use a configured NetBIOS name server to resolve NetBIOS names and to register their name. This client type resolves NetBIOS names in the order: NetBIOS remote name cache, NetBIOS name server. With p node, the message is sent only to the WINS server, thus reducing network traffic which will definitely increase network performance.

Incorrect Answers:

A: Microsoft Enhanced b-node (or Modified b-node) Client checks the NetBIOS name cache, then initiates a broadcast, and lastly checks for a local LMHOSTS file. This means that a number of tasks are getting done and thus does not help insofar as network performance is concerned.

C: Option 044 in your DHCP server options is used to distribute WINS server IP addresses to your clients. It does not resolve NetBIOS names.

D: Creating a new scope for the network ID will not necessarily improve network performance. What is needed is to resolve NetBIOS names.

Reference:

J. C. Mackin, Ian McLean, MCSA/MCSE Self-Paced Training Kit (exam 70-291): Implementing, Managing, and Maintaining a Microsoft Windows Server 2003 network Infrastructure, Microsoft Press, Redmond, 2003, Part 1, Chapter 7, pp. 381 - 383

Deborah Littlejohn Shinder, Dr. Thomas W. Shinder, Chad Todd and Laura Hunter, Implementing, Managing, and Maintaining a Windows Server 2003 Network Infrastructure Guide & DVD Training System, Syngress Publishing Inc., Rockland, 2003, pp. 291, 359

## QUESTION 443

You are the network administrator for Certkiller .com. All servers run Windows Server 2003. All servers are configured with static IP addresses in the range 192.168.10.2 through 192.168.10.19. All client computers run Windows XP Professional. All client computers are configured as DHCP clients.

Certkiller has a single office location. The office is connected to the Internet through a router. The router is configured with an internal IP address of 192.168.10.1. The current internal network address is 192.168.10.0/24.

The network's DHCP server is configured with a single DHCP scope that assigns IP addresses in the range 192.168.10.20 through 192.168.10.254.

You add 10 new client computers to the network. Five of these computers cannot connect to network resources. You find out that these client computers are not receiving an IP address configuration from the DHCP server. You find out that the cause is that the DHCP scope has no available addresses to assign.

You create a new scope in the DHCP server that assigns IP addresses in the range 192.168.11.20 through 192.168.11.254.

You restart the client computer that failed to receive an IP address from the DHCP server. The client computers still do not receive an IP address configuration from the DHCP server.

You need to ensure that all client computers can receive and consistently renew IP addresses from the DHCP server. You need to ensure that all network client computers can connect to shared resources on the network servers.

Which two actions should you perform? (Each correct answer presents part of the solution. Choose two)

- A. Add an additional network adapter to the DHCP server.  
Assign the IP address 192.168.11.10 to the new network adapter.
- B. Create a superscope that includes both scopes on the DHCP server.
- C. Change the IP address on all network servers to an IP address in the range 192.168.11.2 through 192.168.11.19.
- D. Configure the router with an additional IP address of 192.168.11.1.  
Configure the router to route network traffic between the 192.168.11.0 and the 192.168.10.0 networks.

Answer: B, D

Explanation: Superscopes are required for any network or bordering networks that are configured as multinetts or are multinetts themselves, forwarding broadcasts via a BOOTP router or DHCP Relay Agent. Thus creating a superscope that will include both the scopes on the DHCP server and in addition configuring the router with 192.168.11.1 as an additional IP address; and having the router routing network traffic between the two networks, will ensure that all client computers will be able to connect to shared resources and consistently have renewed IP addresses from the DHCP server.

Incorrect Answers:

A: Adding an additional network adapter to the DHCP server and assigning it 192.168.11.10 as the IP address does not mean that client computers will be able to connect to shared resources and have renewed IP addresses issued by the DHCP server.

C: Changing all network server IP addresses to an IP address that falls within the 192.168.11.2 through 192.168.11.19 range will not solve the problem.

Reference:

Deborah Littlejohn Shinder, Dr. Thomas W. Shinder, Chad Todd and Laura Hunter, Implementing, Managing, and Maintaining a Windows Server 2003 Network Infrastructure Guide & DVD Training System, Syngress Publishing Inc., Rockland, 2003, p. 142

**QUESTION 444**

You are the network administrator for Certkiller .com. The network consists of a single Active Directory domain named Certkiller .com. You manage one subnet.

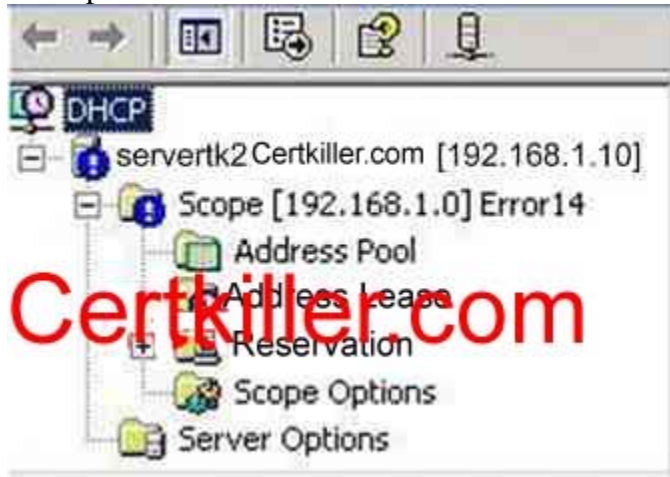
You install a Windows Server 2003 DHCP server named Server CK2 , and you configure the 192.168.1.1-254/24 scope for your subnet. The lease duration is 14 days. Servers on your subnet are statically configured in the 192.168.1.0/24 range. Other DHCP servers on the company's network are managed by other network administrators.

You expect 220 LAN DHCP clients to request IP addresses from Server CK2 . To verify that the DHCP server functions properly, you start three Windows XP Professional computers, each of which leases an IP address from Server CK2 .

Sixty power-line inspectors routinely connect their portable computers to your subnet. You expect no more than 30 power-line inspectors to connect to your subnet during any given seven-day period.

Ten days after you install the DHCP server, power-line inspectors report that they cannot connect to servers on your subnet. The DHCP log on Server CK2 shows no errors.

You open the DHCP console and see the results shown in the exhibit.



You want LAN DHCP clients and the portable computers to successfully connect to the servers on your subnet.

What should you do?

- A. Reduce the lease duration to one day.
- B. Increase the lease duration to 21 days.
- C. Check for an overlapping scope on another DHCP server.
- D. On Server CK2 , add an additional scope 192.168.2.1 - 192.168.2.254/24 and create a superscope that includes the existing scope.

Answer: A

Explanation: The process a DHCP client goes through in order to obtain an IP address and any network specific configuration options is called the DHCP lease process. The exhibit indicates that the DHCP scope has run out of available IP addresses. This occurred because the lease is set to 14 days. You can configure the scope to reduce the lease time to one day. This will ensure that unused IP addresses are returned to the scope sooner. You do not need to configure another scope because the question states that you expect no

more than 30 power-line inspectors to connect to your subnet during any given seven-day period. The existing scope therefore has sufficient IP addresses.

Incorrect Answers:

B: It is a best practice not to set your lease duration too high, because other DHCP clients on your network may be unable to obtain an IP address lease if all addresses are used up before current leases expire.

Thus increasing the lease duration will not release enough unused IP addresses.

C: The problem in this scenario is not one of an overlapping scope on another DHCP server. The problem here stems from too little available IP addresses due to the lease duration of 14 days.

D: Superscopes are required for any network or bordering networks that are configured as multinets or are multinets themselves, forwarding broadcasts via a BOOTP router or DHCP Relay Agent. In this scenario creating a superscope will not solve your predicament.

Reference:

Deborah Littlejohn Shinder, Dr. Thomas W. Shinder, Chad Todd and Laura Hunter, *Implementing, Managing, and Maintaining a Windows Server 2003 Network Infrastructure Guide & DVD Training System*, Syngress Publishing Inc., Rockland, 2003, pp. 142, 164

---

**QUESTION 445**

You are the network administrator for Certkiller .com. All servers run Windows Server 2003. All servers are configured with static IP addresses. All client computers run Windows XP Professional. All client computers are configured as DHCP clients.

Certkiller .com has a main office and one branch office. The offices are separated by a router. A DHCP server is deployed in each office. The DHCP servers are named Certkiller 7 and Certkiller 8.

You configure the scopes on Certkiller 7 and Certkiller 8 as shown in the following table.

DHCP Server name	Scope name	Scope addresses
Certkiller 7	Main	10.1.16.0 – 10.1.31.254
Certkiller 8	Branch	10.2.28.0 – 10.2.31.254
Certkiller 7	Main	10.1.28.0 – 10.1.31.254
Certkiller 8	Branch	10.2.16.0 – 10.2.31.254

You shut down Certkiller 7 for scheduled maintenance. While Certkiller 7 is shut down, client computers on both offices continue to receive correct IP address assignments from Certkiller 8.

You restart Certkiller 7. Several users report that when they restart their computers, they receive error messages stating that a duplicate IP address exists on the network.

You need to ensure that these error messages do not appear when you shut down and restart a DHCP server. You need to ensure that changes you make does not affect the current DHCP functionality.

What should you do?

A. On each DHCP server, configure a superscope that includes both DHCP scopes.

B. Configure the router between the offices to block all broadcasts.

C. Modify the Main scope on Certkiller 7 to include addresses 10.1.16.0 through 10.1.27.254. Modify the Branch scope on Certkiller 8 to include addresses 10.2.16.0 through 10.2.27.254.

D. Modify the Main scope on Certkiller 8 to include addresses 10.1.16.0 through 10.1.27.254. Modify the Branch scope on Certkiller 8 to include addresses 10.2.16.0 through 10.2.27.254.

Answer: C

Explanation: A superscope allows you to group two or more scopes (IP network addresses) together into a single logical network. But this is not necessary in this case as one of the requirements is that your solution is not supposed to affect the current DHCP functionality. Thus you should modify Certkiller 7 and Certkiller 8 appropriately.

Incorrect answers:

A: You are not supposed to affect the current DHCP functionality. Thus this option is not the solution.

B: There is no need to configure the router to block all broadcasts as this will result in total nonfunctionality.

D: This option suggests the wrong scope modifications.

Reference:

James Chellis, Paul Robichaux and Matthew Sheltz, MCSA/MCSE: Windows Server 2003 Network Infrastructure Implementation, Management, and Maintenance Study Guide, Sybex Inc. Alameda, 2003, p. 255

J. C. Mackin, Ian McLean, MCSA/MCSE Self-Paced Training Kit (exam 70-291): Implementing, Managing, and Maintaining a Microsoft Windows Server 2003 network Infrastructure, Part 1, Chapter, pp. 537 - 540


---

**QUESTION 446**

You are the network administrator for Certkiller .com. All servers on the network run Windows Server 2003. All servers are configured with static IP addresses. All client computers run Windows XP Professional. All client computers are configured as DHCP clients.

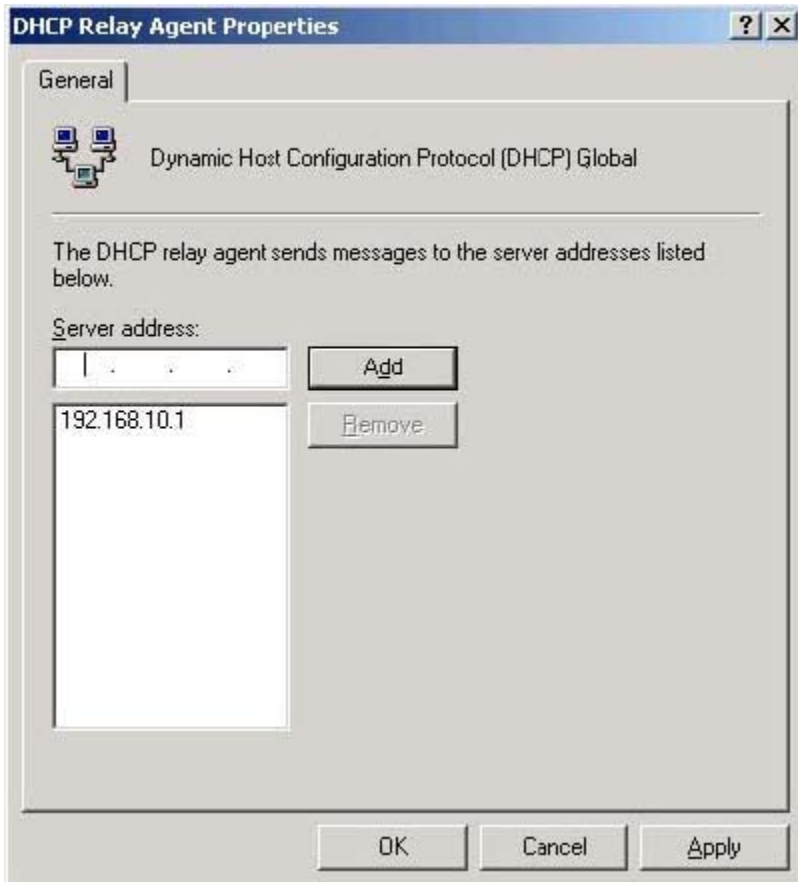
Certkiller has a main office and one branch office. The DHCP server is deployed in the main office. The routers are configured to forward all broadcasts.

You deploy a DHCP relay agent in the branch office. You configure the routers to disable broadcast forwarding. The relevant portion of the network is configured as shown in the Network exhibit.



Users in the branch office report that they cannot access any shared resources on the network. You find out that the client computers are not receiving IP addresses from the DHCP server. You examine the configuration of the DHCP relay agent. The configuration is shown in the DHCP Relay Agent exhibit.





You need to ensure that the client computers located in the branch office receive IP addresses from the DHCP server.

What should you do?

- A. Deploy a DHCP relay agent at the main office.
- B. Change the DHCP relay agent configuration so that the DHCP server has an IP address of 192.168.1.10.
- C. Create a superscope on the DHCP server that includes both the scope for the main office and the scope for the branch office.
- D. Change the IP address configuration for the DHCP relay agent to use 192.168.1.21 as the default gateway.

Answer: B

Explanation: The DHCP Relay Agent is typically configured on a network segment where there is no DHCP server, like the branch office in this scenario. The DHCP server configured in the DHCP Relay Agent's properties through the DHCP Relay Agent performs the DHCP lease process. The server specified apply to each network interface that the relay agent is attached to. To ensure that the client computers located in the branch office receive IP addresses from the DHCP server, change the DHCP relay agent configuration so that the DHCP server has an IP address of 192.168.1.10.

Incorrect answers:

A: Deploying a new DHCP relay agent is not necessary. All that needs to be done is to change the DHCP

relay agent to make the DHCP server IP address 192.168.1.10

C: Superscopes are required for any network or bordering networks that are configured as multinet or are multinet themselves, forwarding broadcasts via a BOOTP router or DHCP Relay Agent. This will not ensure that the DHCP relay agent makes the DHCP server IP address 192.168.1.10.

D: This would be obsolete as there is not need to change the IP address configuration of the relay agent to make use of 192.168.1.21 as the default gateway. The default gateway should be 192.168.1.10.

Reference:

Deborah Littlejohn Shinder, Dr. Thomas W. Shinder, Chad Todd and Laura Hunter, Implementing, Managing, and Maintaining a Windows Server 2003 Network Infrastructure Guide & DVD Training System, Syngress Publishing Inc., Rockland, 2003, pp. 142, 201

J. C. Mackin, Ian McLean, MCSA/MCSE Self-Paced Training Kit (exam 70-291): Implementing, Managing, and Maintaining a Microsoft Windows Server 2003 network Infrastructure, Microsoft Press, Redmond, 2003, Part 1, Chapter, pp. 537 - 540

---

**QUESTION 447**

Exhibit #1, Research configuration

```
Command Prompt
Ethernet Interface (Local Area Connection)
Connection-specific DNS Suffix . : 
Description . . . . . : Intel 21140 Based PCI Fast Ethernet
Adapter
Physical Address . . . . . : 00-03-FF-FE-FF-FF
DHCP Enabled. . . . . : No
IP Address. . . . . : 172.16.0.200
Subnet Mask . . . . . : 255.255.255.0
Default Gateway . . . . . : 172.16.0.254
DNS Server . . . . . : 172.16.0.1
Intranet WINS Server . . . . . : 
C:\Documents and Settings\Administrator>
```

Exhibit #2, Certkiller .com configuration

```
Command Prompt
Connection-specific DNS Suffix . : 
Description . . . . . : Intel 21140-Based PCI Fast Ethernet Adapt
er (Generic)
Physical Address . . . . . : 00-03-FF-FE-FF-FF
DHCP Enabled. . . . . : No
IP Address. . . . . : 172.16.0.200
Subnet Mask . . . . . : 255.255.255.0
Default Gateway . . . . . : 172.16.0.254
DNS Server . . . . . : 172.16.0.1
C:\Documents and Settings\Administrator>
```

You are the network administrator for Certkiller .com. The network consists of a single Active Directory domain named Certkiller .com. All servers run Windows Server 2003. All client computers run Windows XP Professional. Each client computer is configured with a static IP address. The network also single Windows NT domain named Research. All servers in the Research domain run Windows NT Server 4.0. All client computer runs Windows NT Workstation 4.0 or Windows 2000 Professional.

Users in the Certkiller .com domain report that they cannot access resources in the Research domain. You verify that users in the Research domain can access resources in both domains.

You view the TCP/IP configuration on a client computer in the Research domain. The configuration is shown in exhibit #1.

You view the TCP/IP configuration on a client computer in the Certkiller .com domain. The configuration is shown in exhibit #2.

You need to ensure that users in the Certkiller .com domain can access resources in the Research

domain. You want to achieve this goal by using the minimum amount of administrative effort. What should you do?

- A. On each client computer in the Certkiller .com domain, configure a WINS address of 172.16.0.10.
- B. On the DNS server in the Certkiller .com domain, configure a WINS lookup entry with the IP address 172.16.0.10.
- C. On the DNS server in the Certkiller .com domain, configure a conditional forwarding entry to forward all queries for the Research domain to 172.16.0.10.
- D. On the DNS server in the Certkiller .com domain, enable nonsecure and secure dynamic updates.

Answer: B

Explanation: When you configure WINS lookup for a forward lookup zone, a WINS resource record pointing to the WINS server you specify on the WINS tab is added to the zone database. When you configure WINS-R lookup for a reverse lookup zone, a corresponding WINS-R resource record is added to the zone database. Thus you will solve the problem of the users in the Certkiller .com domain accessing resources in the Research domain with the least amount of administrative effort if you configure a WINS lookup entry with IP address 172.16.0.10 in the Certkiller .com DNS server.

Incorrect answers:

A: WINS is a software service that dynamically maps IP addresses to computer names (Network Basic Input Output System [NetBIOS] names). This enables users to access resources by name instead of requiring them to use IP addresses that are difficult to recognize and remember. Furthermore this will result in too much administrative effort since this option suggests that each client computer in the testing.com domain has to be configured.

C: Configuring a conditional forwarding entry to forward all queries is not the answer.

D: Enabling nonsecure and secure dynamic updates will not ensure that users in the Certkiller .com domain can access resources in the Research domain.

Reference:

J. C. Mackin, Ian McLean, MCSA/MCSE Self-Paced training kit (exam 70-291): Implementing, Managing, and Maintaining a Microsoft Windows Server 2003 Network Infrastructure, Microsoft Press, Redmond, 2003, Chapter 5, p. 34

---

### QUESTION 448

You are the administrator of a Windows Server 2003 computer named Certkiller 1. Certkiller 1 is a domain member server that has the DNS service installed.

The network interface on Certkiller 1 is configured as shown in the following table.

IP address	Subnet mask	Purpose
10.10.1.1	255.255.0.0	Client referrals for name resolution queries
10.10.2.1	255.255.0.0	Third-party monitoring application
10.10.3.1	255.255.0.0	Third-party monitoring application
10.10.4.1	255.255.0.0	Clients referrals for name resolution queries
10.10.5.1	255.255.0.0	Currently not used
10.10.6.1	255.255.0.0	Currently not used

070-292

Certkiller 1 is configured to refer to 127.0.0.1 as the IP address of the preferred DNS server. You need to increase the performance of the binding function of the DNS service on Server1. You want to accomplish this task with a minimum amount of disruption to users. What should you do?

- A. In the DNS console, configure the properties of Certkiller 1 to listen on 10.10.5.1 and 10.10.6.1 only.
- B. In the DNS console, configure the properties of Certkiller 1 to listen on 10.10.1.1 and 10.10.4.1 only.
- C. In the properties of the Local Area Connection on Certkiller 1, configure the DNS servers to be 10.10.1.1 and 10.10.4.1.
- D. In the properties of the Local Area Connection on Certkiller 1, configure the DNS servers to be 10.10.5.1 and 10.10.6.1.

Answer: B

Explanation: You specify the binding order to optimize network performance. This can be done by configuring the properties of Certkiller 1 to listen on 10.10.1.1 and 10.10.4.1 for clients' referrals for name resolution queries

Incorrect Answers:

A: Listening to 10.10.5.1 and 10.10.6.1 only is not the answer as those two subnet masks are not in use.  
C, D: DNS server configuration can take place in the properties of the Local Area Connection on Certkiller 1, but this will disrupt users somewhat. You need to check only the client referrals for name resolution queries by configuring the Certkiller 1 properties in the DNS console. These referrals can be found on subnet masks 10.10.1.1 and 10.10.4.1 only.

Reference:

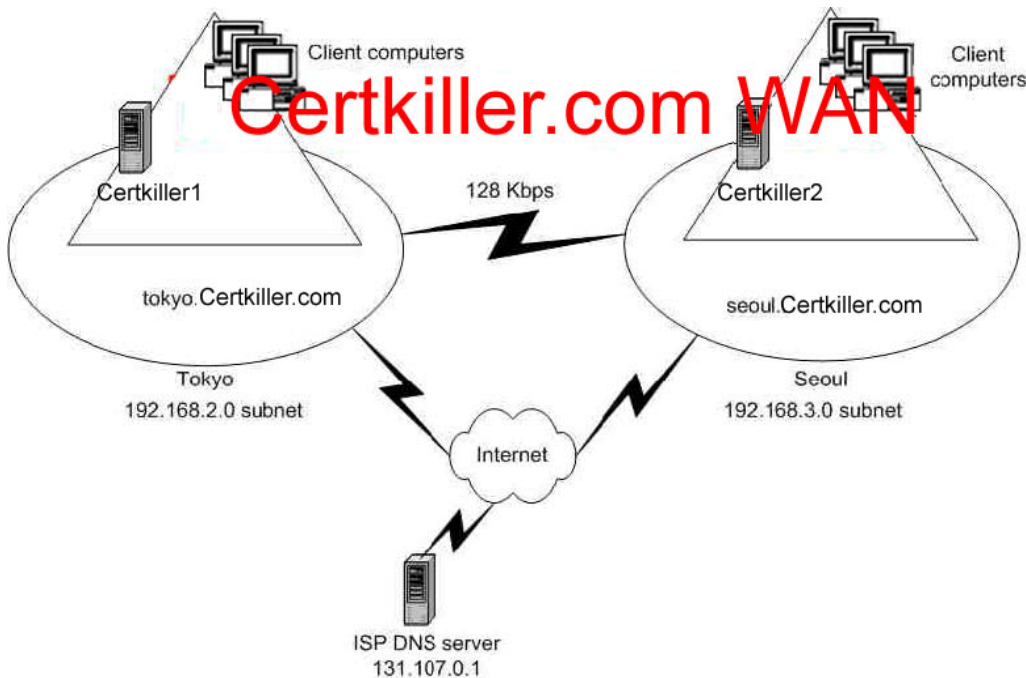
Deborah Littlejohn Shinder, Dr. Thomas W. Shinder, Chad Todd and Laura Hunter, MCSA/MCSE: Exam 70-291: Implementing, Managing, and Maintaining a Windows Server 2003 Network Infrastructure Guide & DVD Training System, Syngress Publishing Inc., Rockland, 2003, p. 438

---

**QUESTION** 449

You are a network administrator for Certkiller . Certkiller 's main office is in Tokyo, and it has a branch office in Seoul.

The network consists of a single Active Directory forest that contains two domains as shown in the exhibit.



Certkiller 1 and Certkiller 2 each have the DNS service installed as shown in the following table.

Server name	Primary DNS zones hosted	Secondary DNS zones hosted	IP address
Certkiller 1	tokyo. Certkiller .com	seoul. Certkiller .com	192.168.2.1
Certkiller 2	seoul. Certkiller .com	tokyo. Certkiller .com	192.168.3.1

You need to configure the primary and secondary DNS address referrals on the client computers in the Seoul office by using the minimum amount of administrative effort. You need to ensure that users have access to the Internet with as few network hops as possible. You also need to ensure that users can access resources on the internal network in Seoul only as quickly as possible, and that DNS lookup traffic over the WAN does not occur if the local DNS server is available.

What should you do?

- A. Configure 131.107.0.1 as the primary DNS server.  
Configure 192.168.2.1 as the secondary DNS server.
- B. Configure 192.168.2.1 as the primary DNS server.  
Configure 131.107.0.1 as the secondary DNS server.
- C. Configure 192.168.2.1 as the primary DNS server.  
Configure 192.168.3.1 as the secondary DNS server.
- D. Configure 192.168.3.1 as the primary DNS server.  
Configure 192.168.2.1 as the secondary DNS server.

Answer: C

Explanation: Configuring 192.168.3.1 as the secondary DNS server would ensure that users can access resources on the internal network in Seoul only as quickly as possible. The secondary DNS server can resolve queries from its read-only copy. Configuring a secondary DNS server in the branch location would ensure that the remote clients attempt the secondary DNS server first. Name resolution traffic across the

WAN is then reduced. Configuring 192.168.2.1 as the primary DNS server would ensure that when a request for name resolution is received, it is compared to the data in the zone database of the primary DNS server.

Incorrect Answers:

A, B, D: 192.168.2.1 should be the primary DNS server and 192.168.3.1 the secondary DNS server.

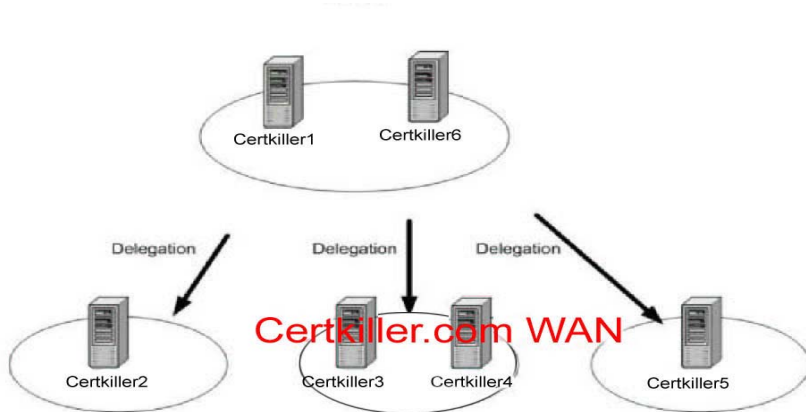
Reference:

J. C. Mackin, Ian McLean, MCSA/MCSE Self-Paced Training Kit (exam 70-291): Implementing, Managing, and Maintaining a Microsoft Windows Server 2003 network Infrastructure, Microsoft Press, Redmond, 2003, Part 1, Chapters 4 & 11, pp. 201-205, 210

---

**QUESTION 450**

Certkiller uses an internal DNS root (.) zone. The internal root zone has delegations to three internal all DNS namespaces named na.com, europe.com, and africa.com. The domain names na.com, europe.com, and africa.com are not registered on the Internet. The DNS hierarchy is displayed in the exhibit.



The network contains six Windows Server 2003 computers that function as DNS server. Information about these servers is shown in the following table.

Server	Server hosts these zones	DNS zone type	Stored in Active Directory
Certkiller 1	Root (.)	Primary	No
Certkiller 6	Root (.)	Secondary	No
Certkiller 2	africa.com	Primary	No
Certkiller 3	na.com	Primary	No
Certkiller 4	na.com	Secondary	No

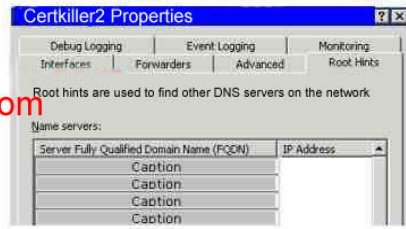
You want to configure the root hints on Certkiller 2 to enable resolution of all internal DNS namespaces used by Certkiller . Your solution must continue to function if any single DNS server fails. What should you do?

To answer, drag only the necessary and appropriate DNS server or servers to the correct location or locations in the dialog box.

**DNS Servers**

- Certkiller1.africa.com
- Certkiller2.africa.com
- Certkiller3.na.com
- Certkiller4.na.com
- Certkiller5.europe.com
- Certkiller6.europe.com
- a.root-servers.net
- b.root-servers.net
- c.root-servers.net

Root Hints on Certkiller2 DNS Server Properties

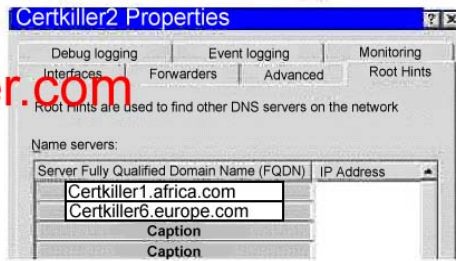


Answer:

**DNS Servers**

- Certkiller1.africa.com
- Certkiller2.africa.com
- Certkiller3.na.com
- Certkiller4.na.com
- Certkiller5.europe.com
- Certkiller6.europe.com
- a-root-servers.net
- b-root-servers.net
- c-root-servers.net

Root Hints on Certkiller2 DNS Server Properties



Explanation: If you have an internal DNS root in your DNS infrastructure, configure the root hints of the internal DNS servers to only point to the DNS servers hosting your root domain, and not to the DNS servers hosting the Internet root domain. This will prevent your internal DNS servers from sending private information over the Internet when resolving names.

Reference:

Deborah Littlejohn Shinder, Dr. Thomas W. Shinder, Chad Todd and Laura Hunter, Implementing, Managing, and Maintaining a Windows Server 2003 Network Infrastructure Guide & DVD Training System, Syngress Publishing Inc., Rockland, 2003, pp. 481-482

**QUESTION 451**

You are the administrator for Certkiller .com. The network consists of two Active Directory domains named contoso.com and corp.contoso.com. Both domains are Active Directory integrated.

All domain controllers are DNS servers.

Another administrator creates two application partitions named Partition1 and Partition2. The domain controllers are enlisted in the partitions as shown in the following table.

Server name	DNS domains hosted	Enlisted application partitions
Certkiller1.contoso.com	Caching only	Partition1
Certkiller2.corp.contoso.com	contoso.com, corp.contoso.com	Partition2, Partition1
Certkiller3.contoso.com	contoso.com, corp.contoso.com	Partition2
Certkiller4.corp.contoso.com	corp.contoso.com	Partition1
Certkiller5.contoso.com	contoso.com	Partition2, Partition1
Certkiller6.corp.contoso.com	corp.contoso.com	Partition1

You need to configure the replication of Certkiller .com. You also need to ensure that Certkiller .com zone information is not replicated to caching-only servers.

What should you do?

To answer, configure the appropriate option or options in the dialog box.



Answer: Select the radio button:

To all DNS servers in the Active directory domain Contoso.com



Explanation: This is the default setting in Windows 2000 and Windows Server 2003. In this solution, replication will only go to the Contoso.com server because the partition option is not being utilized for setting replication. This is a tricky question.

When you install the first Windows Server 2003 domain controller in the forest while setting up the Active Directory environment, and you install DNS, two Windows Server 2003 DNS application directory partitions are created by default. A forest-wide DNS application directory partition called ForestDNSZones is created, and for each domain in the forest, a domain-wide DNS application directory partition called DomainDNS Zones is created.

Incorrect

Answer:

Do not choose the option that states "to all domain controllers specified in the scope of the following application directory partition" with the Application directory partition name wanting you to select either Partition 1 or Partition 2

This answer is incorrect. You need to configure replication for contoso.com, and not replication for the caching servers.



Reference:

Deborah Littlejohn Shinder, Dr. Thomas W. Shinder, Chad Todd and Laura Hunter, Implementing, Managing, and Maintaining a Windows Server 2003 Network Infrastructure Guide & DVD Training System, Syngress Publishing Inc., Rockland, 2003, p. 508

---

**QUESTION 452**

You are the network administrator for Certkiller .com. The network consists of a single Active Directory domain Certkiller .com. The domain contains Windows Server 2003 computers, Windows XP Professional computers, and Windows 2000 Professional computers.

An IPsec policy is assigned to a server named Certkiller

A. By using the IP Security Monitor console

on Certkiller A, you verify the IPsec communication connections, and you notice that all computers that have established security associations (SAs) with Certkiller A are displayed by their IP addresses.

You want computers that have established SAs with Certkiller A to be displayed in IP Security Monitor by a fully qualified domain name (FQDN).

What should you do on Certkiller A?

A. In the assigned policy, add a new rule that filters all TCP and UDP traffic on port 53.

Configure the filter action to permit unsecured IP packets to pass through.

B. Open the IP Security Monitor console and configure the properties of Certkiller A to enable the Enable DNS name resolution option.

C. From a command prompt, run the netsh ipsec static show all command.

D. From a command prompt, run the netsh ipsec dynamic show all command.

Answer: B

Explanation: You have to use the IP Security Monitor console and configure the properties of Certkiller A to enable the Enable DNS name resolution option. The PTR records in DNS will resolve the IP addresses to host names.

Incorrect Answers:

A: Configuring a filter rule and its action to permit unsecured traffic will not result in the computers being displayed in IP Security Monitor by a fully qualified domain name (FQDN). It would only permit unsecured IP packets to pass through.

C: Running the netsh ipsec static show all command would only return information on assigned IPsec policies.

D: Running the netsh ipsec dynamic show all command would only return statistical information on filters and security associations, and so forth

Reference:

Deborah Littlejohn Shinder, Dr. Thomas W. Shinder, Chad Todd and Laura Hunter, Implementing, Managing, and Maintaining a Windows Server 2003 Network Infrastructure Guide & DVD Training System, Syngress Publishing Inc., Rockland, 2003, pp. 424, 431

---

**QUESTION 453**

You are the network administrator for Certkiller .com. The network consists of a single Active Directory forest. The forest contains two domain named Certkiller .com and corp. Certkiller .com. The functional level of the forest and the two domains is Windows Server 2003.

The corp. Certkiller .com zone is configured as an Active Directory-integrated zone. The corp. Certkiller .com zone is also configured to replicate to all domain controllers in the domain. The servers are configured as shown in the following table.

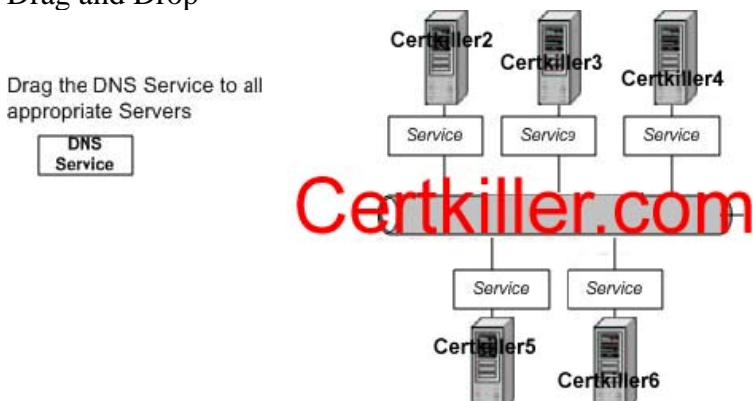
Server	Role	Services and applications installed	Operating System	DNS Zones hosted
Certkiller 1.corp. Certkiller .com	Domain controller	DNS, Distributed File System (DFS)	Windows Server 2003	Cor. Certkiller .com
Certkiller 2.corp. Certkiller .com	Application server	WINS, Exchange Server 2003	Windows 2000 Server	None
Certkiller 3. Certkiller .com	DNS server	DNS	UNIX	Certkiller .com
Certkiller 4.corp. Certkiller .com	Domain controller	DHCP	Windows Server 2003	None
Certkiller 5.corp. Certkiller .com	Certification authority	Certificate Services	Windows Server 2003	None
Certkiller 6.corp. Certkiller .com	Domain controller	None	Windows Server 2003	None

You plan to remove Certkiller 1 from the network. You need to install DNS to host the corp. Certkiller .com zone.

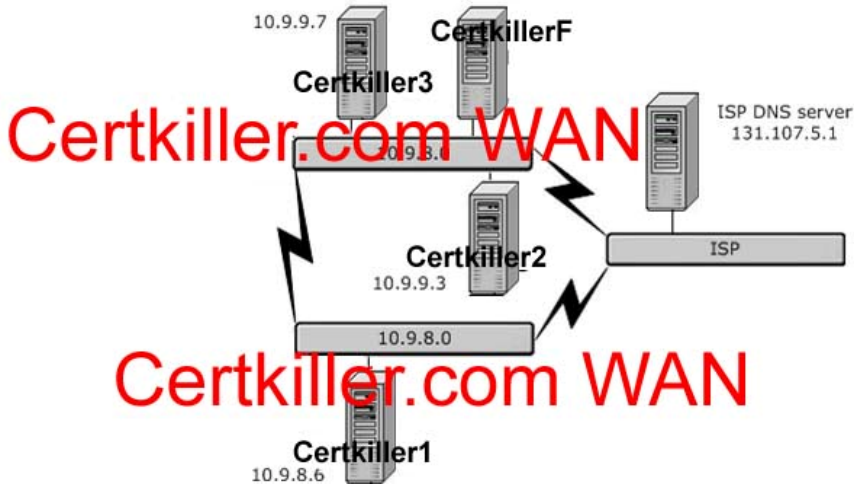
Your solution must be fault-tolerant.

On which server or servers should you install DNS?

Drag and Drop



Answer:



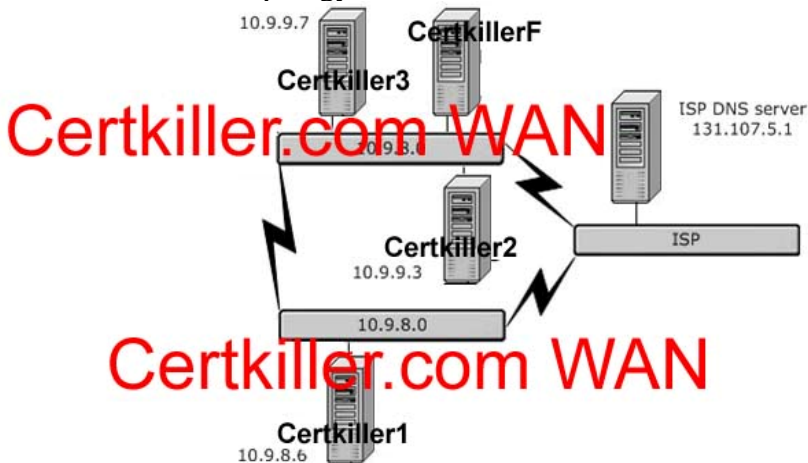
Explanation: Certkiller 4 and Certkiller 6 would be the appropriate servers on which to install DNS since they are both domain controllers and also given the situation that Certkiller 1 will be removed and you need to make provision for fault tolerance.

Reference:

James Chellis, Paul Robichaux and Matthew Sheltz, MCSA/MCSE: Windows Server 2003 Network Infrastructure Implementation, Management, and Maintenance Study Guide, Sybex Inc. Alameda, 2003, p. 255

**QUESTION 454**

Exhibit, Network Topology



Exhibit, Table

Server name	IP address	Local DNS zones	Forwarding
Certkiller1	10.9.8.6	Certkiller.com delegation to sales.Certkiller.com	131.107.5.1
Certkiller2	10.9.9.3	sales.Certkiller.com	None
Certkiller3	10.9.9.7	None	Conditional forwarding to Certkiller1 for Certkiller.com Forwarding to 131.107.5.1 for other namespace

You are the network administrator for Certkiller . Certkiller uses the Certkiller .com namespace for its internal network.

The Certkiller network consists of two networks that are connected by a WAN link. The 10.9.9.0 network uses the 10.9.9.0/24 address. The 10.9.8.0 network uses the 10.9.8.0/24 address.

The relevant portion of the network is shown in the network topology exhibit.

The network contains the DNS servers that are configured as shown in the table exhibit.

In the 10.9.9.0/24 network, a server named Certkiller F frequently needs to resolve names in the Certkiller .com namespace and on the Internet. You need to configure the TCP/IP properties of Certkiller F to use the most efficient server as its preferred DNS server.

The number of hops required to resolve any name must be kept to a minimum. You also need to minimize the amount of network traffic that is caused by name resolution.

On Certkiller 7F which DNS server should you configure as the preferred DNS server?

- A. Certkiller 1
- B. Certkiller 2
- C. Certkiller 3
- D. 131.107.5.1

Answer: C

Explanation: The preferred DNS server should be the DNS server that is physically closest to the client computer. It's important to note that manual DNS settings override DNS settings obtained from a DHCP server.

Reference:

James Chellis, Paul Robichaux and Matthew Sheltz, MCSA/MCSE: Windows Server 2003 Network Infrastructure Implementation, Management, and Maintenance Study Guide, Sybex Inc. Alameda, 2003, p. 53

---

### **QUESTION 455**

You are a network administrator for Certkiller .com. The network consists of three Active Directory domains named Certkiller .com, asia. Certkiller .com, and pacific. Certkiller .com.

An Active Directory application partition named asiapacificregion. Certkiller .com has replicas on all domain controllers in the asia. Certkiller .com and pacific. Certkiller .com domains. Another Active Directory application partition named asiapacific. Certkiller .com has been created on one of the DNS servers in the asia. Certkiller .com domain.

All the DNS servers run Windows Server 2003 and are configured as domain controllers. The DNS zones named Certkiller .com, asia. Certkiller .com, and pacific. Certkiller .com are Active Directory-integrated zones. Certkiller DNS management standards specify that all DNS zones must be replicated by using Active Directory.

The intranet administrator of the Asia-Pacific regional division of Certkiller wants a separate DNS zone to be created. This zone will be used to register host names for a regional intranet implementation. This zone must be replicated to all domain controllers in only the aisa. Certkiller .com and pacific. Certkiller .com domains. The new zone will be named asiapacific. Certkiller .com.

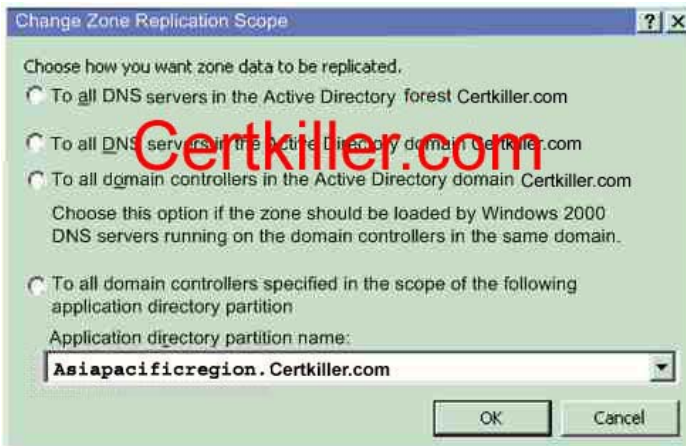
You must create the asiapacific. Certkiller .com zone. You need to choose the appropriate configuration settings to meet the requirements.

How should you configure the asiapacific. Certkiller .com zone?

To answer, configure the appropriate option or options in the dialog box.



Answer:



Explanation: A Replication zone in a DNS database, a contiguous portion of the DNS tree that is administered as a single, separate entity by a DNS server. The zone contains resource records for all the names within the zone. Since the zone should be replicated to all controllers in aisa. Certkiller .com and pacific. Certkiller .com domains, you should configure the Zone Replication scope to replicate to all domain controllers specified in the scope of the Asiapacificregion. Certkiller .com application directory partition.

Reference:

J. C. Mackin, Ian McLean, MCSA/MCSE self-paced Training Kit (exam 70-291): Implementing, Managing, and Maintaining a Microsoft Windows Server 2003 Network Infrastructure, Microsoft Press, Redmond, 2003, Chapter 14, p. 28

### QUESTION 456

You are a network administrator for Certkiller . The network consists of a single Active Directory domain named Certkiller .com. All domain controllers run Windows Server 2003.

One of the DNS servers is named DNS1. On DNS1, the DNZ zone named Certkiller .com is configured as shown in the exhibit.



Another administrator reports that domain controllers take an unacceptably long time to start and that some users cannot log on to the Certkiller .com domain.

You need to ensure that domain controllers start as quickly as possible and that all users can log on to the Certkiller .com domain. You must achieve this goal while ensuring that updates to the Certkiller .com zone are as secure as possible.

Which two actions should you perform? (Each correct answer presents part of the solution. Choose two)

- A. Change the zone type of the Certkiller .com zone to an Active Directory-integrated zone.
- B. Change the zone type of the Certkiller .com zone to a stub zone.
- C. Enable secure-only dynamic updates on the Certkiller .com zone.
- D. Implement an IPSec filter on DNS1 that allows DNS traffic from only domain members.
- E. Configure a list of DNS servers that are allowed to transfer a copy of the Certkiller .com zone.

Answer: A, C

Explanation: A DNS server that hosts a primary zone is said to act as a primary DNS server. Primary DNS servers store original source data for zones. With Windows Server 2003, you can implement primary zones in one of two ways: as standard primary zones, in which zone data is stored in a text file, or as an Active Directory-integrated zone, in which zone data is stored in the Active Directory database.

This zone type stores zone information within Active Directory. This enables you to take advantage of additional features, such as secure dynamic updates and replication. Active Directory-integrated zones can be configured on Windows Server 2003 domain controllers running DNS. Each domain controller maintains a writable copy of the zone information, which is stored in the Active Directory database.

Furthermore Secure-only dynamic updates can be performed only in Active Directory-integrated zones. The Secure Only tab will enable dynamic updates for those users and groups authorized to do so because they have accounts in Active Directory and have been granted permission to update their records.

Thus by changing the zone type to an Active Directory-integrated zone and enabling secure-only dynamic updates you will be able to ensure that domain controllers start as speedy as possible as well as allow all

users to log on to the Certkiller .com domain. This way you will also ensure that updates will be secure.

Incorrect answers:

B: A stub zone is a copy of a zone containing only those resource records necessary to identify the authoritative DNS servers for the master zone. Changing the zone type to a stub zone will not do in this scenario. You need to have an Active Directory-integrated zone that will allow you to enable secure-only dynamic filters.

D: You do not need to implement an IPSec filter on DNS1 to allow only DNS traffic from the domain members.

E: There is no need for configuring a list of DNS servers. You need an Active Directory-integrated zone and to enable secure-only dynamic updates.

Reference:

J. C. Mackin, Ian McLean, MCSA/MCSE self-paced Training Kit (exam 70-291): Implementing, Managing, and Maintaining a Microsoft Windows Server 2003 Network Infrastructure, Microsoft Press, Redmond, 2003, Chapter 4, p. 30

---

**QUESTION 457**

You are the network administrator for Certkiller .com. The network consists of a single Active Directory domain named Certkiller .com. All servers run Windows Server 2003. All client computers run either Windows 2000 Professional or Windows XP Professional.

Certkiller has offices in San Francisco, Los Angeles and London. Each office contains three servers that are configured as domain controllers and run the DNS Server service. All client computers and servers are configured to use a local DNS server as the primary DNS server.

You create a new primary zone named east. Certkiller .com on a server in London named Certkiller 1. You need to configure DNS servers in San Francisco and Los Angeles to resolve queries for resources in east. Certkiller .com. You must ensure that client computers can update DNS data on the local DNS servers. You also need to minimize WAN network traffic relating to DNS queries for resources in east. Certkiller .com.

What should you do?

A. On one DNS server in San Francisco and on one DNS server in Los Angeles, create a secondary zone east. Certkiller .com.

Configure the secondary zone to receive DNS data from the DNS server in London.

B. On one DNS server in San Francisco and on one DNS server in Los Angeles, create a primary zone east. Certkiller .com.

Enable dynamic updates on both servers for the east. Certkiller .com zone.

C. On Certkiller , configure the east. Certkiller .com zone as an Active-Directory-integrated zone. Enable dynamic updates for the east. Certkiller .com zone.

D. On each DNS server, create an Active Directory-integrated stub zone for east. Certkiller .com.

Configure the stub zone to replicate DNS data from the DNS server in London

Answer: C

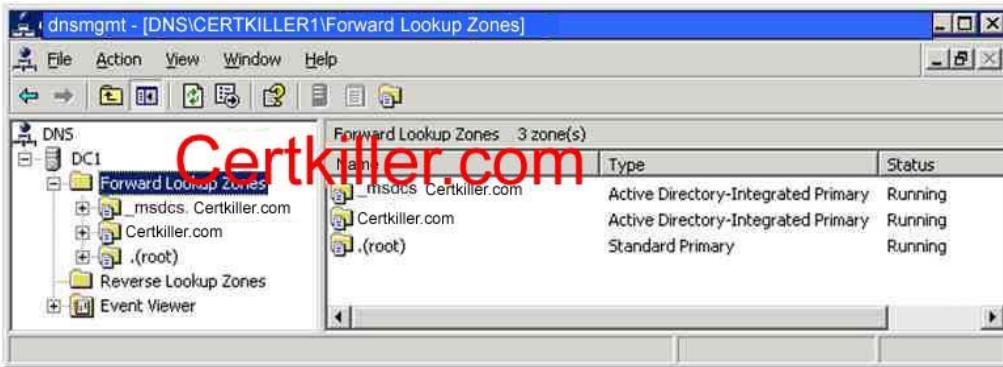
---

**QUESTION 458**

You are the network administrator for Certkiller .com. The network consists of an Active Directory forest that contains a single domain. All servers run Windows Server 2003.

You install DNS on a domain controller named Certkiller 1. You configure Certkiller 1 as shown in the

exhibit.



All computers in the domain use Certkiller 1 for DNS name resolution. A server named Certkiller 3 provides Internet access for network users. Certkiller 3 is configured as a Network Address Translation (NAT) server.

Users report that they cannot connect to Internet Web sites by using their fully qualified domain names (FQDNs). Users report that they can access internal servers by using their FQDNs.

You must ensure that users can access both Internet Web sites and internal server by using their FQDNs.

What should you do?

- Delete the root zone on Certkiller 1.
- Configure all client computers to use Certkiller 3 as their DNS server.
- Configure the root zone on Certkiller 1 to be an Active Directory-integrated zone.
- Create a reverse lookup zone on Certkiller 1.

Answer: A

Explanation: A forward lookup zone is a name to address database that assists computers to translate DNS names into IP addresses. It also provides information about available resources. The DNS servers map FQDNs to IP addresses in forward lookup zones. If you want to prevent Windows Server 2003 computers from referring queries to the Internet, you can configure them to have their own root zone. You typically configure a DNS server to contain its own root zone when you do not want your servers to reply to queries for names external to your network. This creates an empty root zone, thereby making the internal server a root server. This is the situation in the question. The forwarders would not be utilized and only internal queries would be resolved. Deleting the root zone (".") on Certkiller 1 would enable users to access Internet Web sites and the internal server by using their FQDNs. You can make use of the DNS Manager console to delete the root zone.

Incorrect Answers:

B: To ensure that users can access both Internet Web sites and internal server by using their FQDNs, you cannot have the client computers make use of Certkiller 3 as their DNS server. It will not solve their problem. They will only gain access when to root zone is emptied.

C: Due to the forwarders not being used and only internal queries being resolved, the problem indicated that the client computers needed their own root zone so as to prevent their computers from referring queries to the Internet. But this problem can be addressed by emptying the root zone on Certkiller 1.

D: Creating a reverse lookup zone on Certkiller 1 will not solve the problem for the client computers.

Reference:



J. C. Mackin, Ian McLean, MCSA/MCSE Self-Paced Training Kit (exam 70-291): Implementing, Managing, and Maintaining a Microsoft Windows Server 2003 network Infrastructure, Microsoft Press, Redmond, 2003, Part 1, Chapter 4, p. 202

**QUESTION 459**

You are a network administrator for Certkiller .com. The network contains five windows Server 2003 computers that also function as DNS servers. The servers are configured as shown in the work area. The Lagos and Nairobi branches of the school each have five Windows XP Professional client computers. The Tangier branch has 5,000 Windows XP Professional client computers, and the Cape Town branch has 2,500 Windows XP Professional client computers.

Certkiller 1 is located in the school's main office in Cairo. Certkiller 1 is the authoritative server for a zone named Certkiller .com. No changes are planned for the name server (NS) resource records for Certkiller .com.

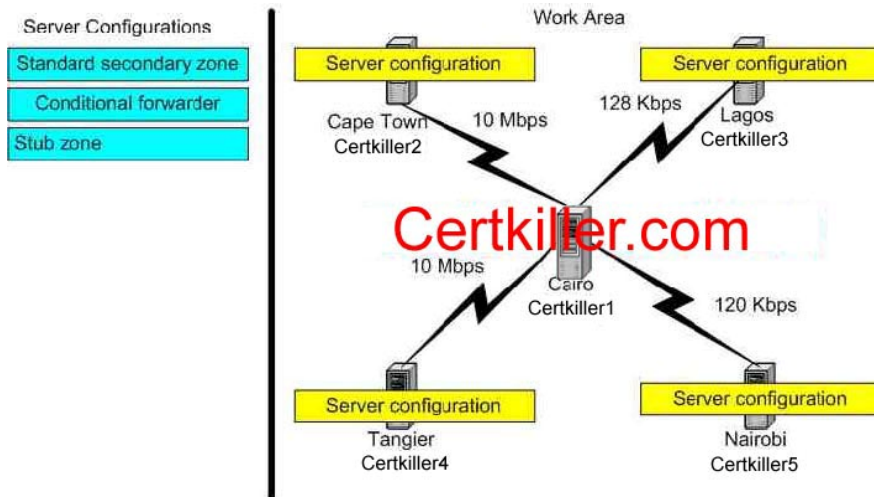
The DNS servers in the Nairobi and Lagos branches are multiuse servers that are configured with the minimum hardware necessary to run Windows Server 2003. The DNS Servers in the Cape Town and Tangier branches are configured as dedicated servers with hardware that is sufficient to sustain multiple DNS zones.

You need to ensure that the following requirements are met:

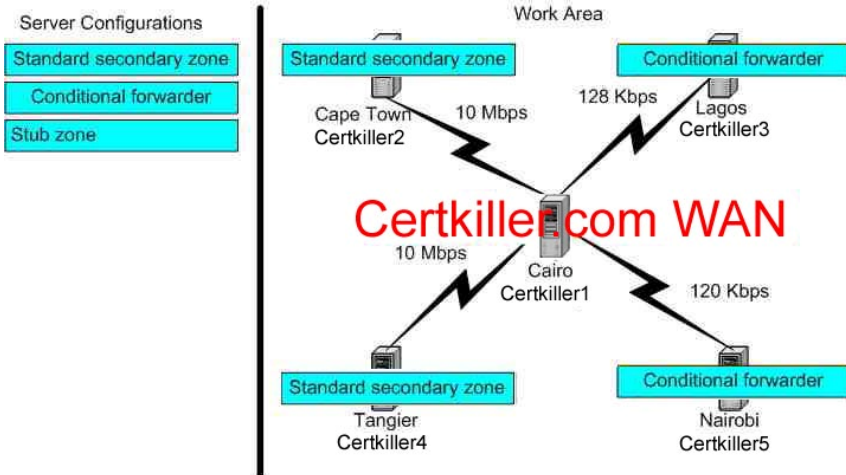
- Each client computer can resolve names on the network as quickly as possible by using a fully qualified domain name (FQDN).
- Prevent zone replication traffic from occurring on the slow network connections.
- Minimize hard disk utilization on the DNS servers in the Lagos and Nairobi branches as much as possible.
- Ensure that DNS queries in Tangier and Cape Town are resolved locally.

How should you configure the Remote DNS servers?

To answer, drag the appropriate server configuration to the correct server or servers in the work area.



Answer:



Explanation: A forward lookup zone is a name to address database that assists computers to translate DNS names into IP addresses. The DNS servers map FQDNs to IP addresses in forward lookup zones. This enables users to access Internet Web sites and internal servers by using their FQDNs. Configure the DNS servers in the Lagos and Nairobi branches to use a forwarder so that requests sent by your server to the forwarder will be recursive queries. The client sends a query to one name server and requests it to respond either with the requested answer or with an error. This would minimize hard disk utilization on the DNS servers. To prevent zone replication traffic from occurring on the slow network connections, and to ensure that DNS queries in Tangier and Cape Town are resolved locally, configure these branches as standard secondary zones. A secondary zone is a read-only copy of the zone database. This would provide fault tolerance and faster name resolution across the network. It also balances the load of the primary DNS servers. The database is updated via zone transfer process.

Reference:

J. C. Mackin, Ian McLean, MCSA/MCSE Self-Paced Training Kit (exam 70-291): Implementing, Managing, and Maintaining a Microsoft Windows Server 2003 network Infrastructure, Microsoft Press, Redmond, 2003, Part 1, Chapter 5, pp. 204, 246-249

### QUESTION 460

You are the network administrator for Certkiller .com. The network consists of a single Active Directory domain named Certkiller .com. The Active Directory-integrated DNS zone named Certkiller .com is replicated to all domain controllers. Only domain controllers have the DNS service installed.

The network management department requires all hosts in the manufacturing division to be registered in the namespace manufacturing. Certkiller .com. The manufacturing. Certkiller .com namespace does not exist on any of the DNS servers.

You need to add support for the manufacturing. Certkiller .com namespace to all the existing DNS servers. To reduce administrative overhead, you want to find a solution that will not require reconfiguration if DNS servers are added to the domain in the future.

What should you do?

- A. Create a subdomain named manufacturing in the Certkiller .com zone.
- B. Create a delegation named manufacturing in the Certkiller .com zone.
- C. Create a stubzone for manufacturing. Certkiller .com.

D. Create a primary zone for manufacturing. Certkiller .com that is not Active Directory-integrated.

Answer: A

Explanation: Subdomains are below second-level domain names, and there can be multiple subdomains below the secondary level. A sub domain is a DNS domain located directly beneath another domain name (the parent domain) in the namespace tree. Creating a subdomain will not necessitate reconfiguration in the event of DNS servers being added to the domain in future. In this fashion it also reduces administrative overhead if you add support for the manufacturing. Certkiller .com namespace to all the existing DNS servers.

Incorrect answers:

B: Delegation is an assignment of administrative responsibility to a user, computer, group, or organization. For DNS, an assignment of responsibility for a DNS zone is where delegation occurs when a name server (NS) resource record in a parent zone lists the DNS server that is authoritative for a child zone. This is not complying with the requirement of reducing administrative overhead.

C: A stub zone is a copy of a zone that contains only the resource records required to identify the authoritative DNS servers for that zone. A DNS server that hosts a parent zone and a stub zone for one of the parent zone's delegated child zones can receive updates from the authoritative DNS servers for the child zone. This is not what is required.

D: A primary zone is a copy of the zone that is administered locally. Creating a primary zone will not be the solution.

Reference:

Deborah Littlejohn Shinder, Dr. Thomas W. Shinder, Chad Todd and Laura Hunter, MCSA/MCSE: Exam 70-291: Implementing, Managing, and Maintaining a Windows Server 2003 Network Infrastructure Guide & DVD Training System, Syngress Publishing Inc., Rockland, 2003, pp. 421-424

---

**QUESTION 461**

You are the network administrator for Certkiller .com. The network consists of a single Active Directory forest that contains four domains.

Each domain has two domain controllers. All domain controllers are configured as DNS servers. The network is configured as shown in the exhibit.



You need to ensure that the DNS zone for the research. Certkiller .com domain remains available in the case of a single server failure. You also need to ensure that the zone supports only secure dynamic updates. You want to achieve this goal by using the minimum amount of administrative effort. What should you do?

- A. Configure a primary zone for research. Certkiller .com on DC7.  
Create a secondary zone on DC8.
- B. Configure a primary zone for research. Certkiller .com on DC8.  
Create a secondary zone on DC7.
- C. Create an Active Directory partition and scope it for the domain controllers in the research domain. Configure an Active Directory-integrated zone to replicate to the domain controllers that are scoped in partition.
- D. Create an Active Directory-integrated zone on the domain controllers in the research domain. Configure the zone to replicate to all domain controllers in the domain.

Answer: D

Explanation: An Active Directory-integrated DNS zone is a DNS zone stored in Active Directory. When you configure a domain controller, Active Directory requires that DNS be installed. Zones which are created on a DNS server that is an Active Directory domain controller can be Active Directory-integrated DNS zones. Active Directory-integrated DNS zones has several advantages over non-Active Directory-integrated DNS zones. Active Directory-integrated DNS zones can use Active Directory:

- To store zone configuration data in Active Directory instead of storing it in a zone file.
- To use Active Directory Replication instead of zone transfers.
- To allow only secure dynamic updates instead of secure and non-secure updates on a non-Active

Directory-integrated DNS zone.

Incorrect Answers:

A, B: You do not need to configure a primary zone and then create a secondary zone. This will involve too much administrative effort.

C: You need to create an Active Directory integrated zone and not a partition.

Reference:

Deborah Littlejohn Shinder, Dr. Thomas W. Shinder, Chad Todd and Laura Hunter, MCSA/MCSE: Exam 70-291: Implementing, Managing, and Maintaining a Windows Server 2003 Network Infrastructure Guide & DVD Training System, Syngress Publishing Inc., Rockland, 2003, p. 435

---

**QUESTION 462**

You are the network administrator for Certkiller .com. The network consists of two Active Directory domains named Certkiller .com and corp. Certkiller .com. All DNS zones are configured to be Active Directory-integrated zones.

You create a global security group named ConsoleAdmins in corp. Certkiller .com. You add a member of the Domain Users global group named Anne to ConsoleAdmins.

Anne logs on to her Windows XP Professional computer named Certkiller 1. Anne runs the nslookup command and receives the output shown in the exhibit.

```
Microsoft Windows XP [Version 5.1.2600]
[C] Copyright 1985-2001 Microsoft Corp
C:\Documents and Settings\test1>nslookup
Default Server: server2.corp. Certkiller .com
Address: 192.168.2.47
> Certkiller 1.corp. Certkiller .com
Server: server2.corp. Certkiller .com
Address: 192.168.2.47
Name: Certkiller 1.corp. Certkiller .com
Address: 192.168.2.27
> Certkiller .com
Server: server2.corp. Certkiller .com
Address: 192.168.2.47
Name: Certkiller .com
Addresses: 192.168.2.45, 179.254.25.142
> ls -d corp. Certkiller .com
[server2.corp. Certkiller .com]
*** Can't list domain corp. Certkiller .com: Query refused
```

You need to configure the zone properties to ensure that Anne can list the contents of corp. Certkiller .com from Certkiller 1.

What should you do?

- A. Allow zone transfers to 192.168.2.47.
- B. Allow zone transfers to 192.168.2.45.
- C. Allow zone transfers to 192.168.2.27.
- D. Allow zone transfers to 169.254.25.142.
- E. Assign the ConsoleAdmins group the Allow - Full Control permission.
- F. Assign the ConsoleAdmins group the Allow - List Contents permission.

Answer: C

Explanation: The default setting for Zone Security in the DNS server included with Microsoft Windows Servers is to allow zone transfer request from any client. This allows easier configuration and setup of a new DNS server. The default settings may allow unauthorized or undesired read access to the DNS Zone information. A client may request a zone transfer with the Nslookup utility, or by configuring a secondary zone on a DNS server. To restrict access, you can configure the Microsoft DNS server to "Only allow access from secondaries included on the notify list." This setting will limit access to the DNS server's zone information to IP addresses specified in the notify list. This parameter is on a per-zone basis; therefore, zones must be individually configured.

Nslookup can be used to transfer an entire zone by using the ls command. This is useful to see all the hosts within a remote domain. The syntax for the ls command is:

```
--> ls [- a | d | t type] domain [> filename].
```

We need to allow zone transfers to 192.168.2.47 to enable Anne to list the contents of the zone.

Reference:

Deborah Littlejohn Shinder, Dr. Thomas W. Shinder, Chad Todd and Laura Hunter, MCSA/MCSE: Exam 70-291: Implementing, Managing, and Maintaining a Windows Server 2003 Network Infrastructure Guide & DVD Training System, Syngress Publishing Inc., Rockland, 2003, p. 435

---

**QUESTION 463**

You are the network administrator in the information technology (IT) department of Certkiller . Certkiller uses a DNS namespace named Certkiller .com for the company intranet. The IT department manages three Windows Server 2003 computers that have the DNS service installed. The three DNS servers are not domain controllers. A primary zone named Certkiller .com has been created on one of the DNS servers and has been replicated to secondary zones on the other two servers. The IT department plans to install additional DNS servers to host secondary-zone copies of Certkiller .com in the future.

The multimedia department uses a DNS namespace named multimedia. Certkiller .com for its own intranet. The multimedia department manages three Windows Server 2003 computers that have the DNS service installed. A primary zone named multimedia. Certkiller .com has been created on one of the DNS servers in the multimedia department and has been replicated to secondary zones on the other two servers.

You need to configure a name resolution mechanism that will allow all DNS servers that are managed by the IT department to resolve DNS queries for hosts in the multimedia. Certkiller .com namespace. To reduce the administrative overhead, you must implement a name resolution mechanism that you can configure on a single server. You must not be required to perform any additional configuration steps in the future, if additional DNS servers are installed by the IT department to host the Certkiller .com zone.

How should you configure the DNS servers that are managed by the IT department?

- A. In the Certkiller .com zone, create a delegated subdomain named multimedia. Specify all the DNS servers in the multimedia department as name servers.
- B. Create a secondary zone named multimedia. Certkiller .com. Specify all the DNS servers in the multimedia department as master servers.
- C. Configure conditional forwarding for the multimedia. Certkiller .com namespace.

Specify all the DNS servers in the multimedia department as target servers.  
D. Create a stub zone named multimedia. Certkiller .com.  
Specify all the DNS servers in the multimedia department as master servers.

Answer: A

Explanation: In this scenario, the administrator for the Certkiller .com level of the namespace delegates authority for multimedia. Certkiller .com and offloads the administration of DNS for that part of the namespace. Multimedia. Certkiller .com now has its own administration and DNS server to resolve queries in that part of the namespace. This also reduces the workload on the administrator and DNS server for the Certkiller .com level.

Delegation is the process of assigning authority over child domains in your DNS namespace to another entity by adding records in the DNS database. As the manager of a DNS domain, DNS provides the option of creating child domains and their respective zones, which can then be stored, distributed, and replicated to other DNS servers. These additional zones can be delegated to other administrators to manage.

Incorrect Answers:

B: You do not want to create a secondary zone and specify all multimedia department DNS servers as master servers they should be name servers.

C: Conditional forwarding will not solve you dilemma. Furthermore the DNS servers should not be specified as target servers.

D: Creating a stub zone and specifying all DNS servers to be master servers will not work when what is needed is to have a delegated subdomain and specifying the DNS servers as name servers.

Reference:

Deborah Littlejohn Shinder, Dr. Thomas W. Shinder, Chad Todd and Laura Hunter, MCSA/MCSE: Exam 70-291: Implementing, Managing, and Maintaining a Windows Server 2003 Network Infrastructure Guide & DVD Training System, Syngress Publishing Inc., Rockland, 2003, p. 489

---

**QUESTION 464**

Exhibit: \*\*\* MISSING\*\*\*

You are the network administrator for Certkiller .com. Certkiller .com uses an internal DNS root (.) zone. The DNS internal root zone has delegations to three internal namespaces named Certkiller onlinetesting.com, Certkiller qa.com, and Certkiller studyguide.com. The domain names Certkiller onlinetesting.com, Certkiller qa.com, and Certkiller studyguide.com are not registered on the Internet. The DNS hierarchy is displayed in the exhibit.

The network contains six Windows Server 2003 computers that function as DNS servers. Information about these servers is shown in the following table.

<b>Server</b>	<b>Server hosts zones</b>	<b>DNS zone type</b>	<b>Stored in Active Directory</b>
Certkiller A	Root (.)	Primary	No
Certkiller F	Root (.)	Secondary	No
Certkiller B	Certkiller qa.com	Primary	No
Certkiller C	Certkiller studyguide.com	Primary	No
Certkiller D	Certkiller studyguide.com	Secondary	No
Certkiller E	Certkiller onlinetesting.com	Primary	No

You are required to configure the root hints on Certkiller B to enable resolution of all internal DNS namespaces used by Certkiller . You solution must continue to function if any single DNS server fails. What action should you take? (Use only required and fitting DNS server or servers to the correct location or locations in the dialog box)

**DNS Servers**

CertkillerA.Certkillerqa.com
CertkillerB.Certkillerqa.com
CertkillerC.Certkillerstudyguide.com
CertkillerD.Certkillerstudyguide.com
CertkillerE.Certkilleronlinetesting.com
CertkillerF.Certkilleronlinetesting.com
a.root-servers.net
b.root-servers.net
c.root-servers.net

**Root hints on CertkillerB DNS Server Properties**

**CertkillerB Properties**

Debug Logging | Event Logging | Monitoring  
 Interfaces | Forwarders | Advanced | Root Hints

Root hints are used to find other DNS servers on the network.

Name servers:

Server Fully Qualified Domain Name (FQDN)	IP Address

Answer:

**DNS Servers**

certkillerB.certkillerqa.com
certkillerC.certkillerstudyguide.com
certkillerD.certkillerstudyguide.com
certkillerE.certkilleronlinetesting.com
a.root-servers.net
b.root-servers.net
c.root-servers.net

**Root hints on CertkillerB DNS Server Properties**

**CertkillerB Properties**

Debug Logging | Event Logging | Monitoring  
 Interfaces | Forwarders | Advanced | Root Hints

Root hints are used to find other DNS servers on the network.

Name servers:

Server Fully Qualified Domain Name (FQDN)	IP Address
certkillerA.certkillerqa.com	
certkillerF.onlinetesting.com	

Explanation: A root server in a DNS namespace is created by naming a zone with a single dot. In this case, you are using the DNS service on your private network. The contents in the Cache.dns file has to be modified via the Root Hints tab of the DNS server properties dialog box. The root hints have to point to the root servers in your network.

Reference:

J. C. Mackin, Ian McLean, MCSA/MCSE Self-Paced Training Kit (exam 70-291): Implementing, Managing, and Maintaining a Microsoft Windows Server 2003 network Infrastructure, Microsoft Press, Redmond, 2003, Part 1, Chapter 4, lesson 3.

## QUESTION 465

You are the network administrator for Certkiller .com. The network consists of a single Active Directory domain named Certkiller .com. All servers run either Windows Server 2003 or Windows 2000 Server. All client computers run either Windows 2000 Professional or Windows XP Professional. The DNS service is installed on three Windows Server 2003 computers that are configured as domain controllers.

The company's network management standards state that a DNS domain must be created for each regional division in the company.

A new regional division named South America is added to the company. You need to create a



corresponding DNS zone named samerica. Certkiller .com.

The network management standards contain the following requirements.

- All hosts must be registered in DNS.
- All DNS record must be kept up-to-date at all times, and any changes to the host name or IP address must be updated on the DNS record.
- When hosts are removed from the network, the corresponding DNS records must be deleted.
- To prevent problems caused by duplicate computer names, one host must not be able to overwrite another host's entry in DNS.
- To reduce administrative effort, all possible administrative tasks should be automated.
- To allow for different requirements between departments, configuration changes should, where possible, be applied only to individual zones.

You must configure the samerica. Certkiller .com zone to meet the stated requirements.

Which three actions should you perform? (Each correct answer presents part of the solution. Choose three)

- A. Create a primary zone named samerica. Certkiller .com, and ensure that the Store the zone in Active Directory option is disabled.
- B. Create a primary zone named samerica. Certkiller .com, and ensure that the Store the zone in Active Directory option is enabled.
- C. Enable automatic scavenging of stale resources records on all the DNS servers, and configure the scavenging options on the samerica. Certkiller .com zone.
- D. Configure the Expires after setting on the samerica. Certkiller .com zone to be 1 days.
- E. Configure the Dynamic updates setting on the samerica. Certkiller .com zone to be Secure only.
- F. Configure the Dynamic updates setting on the samerica. Certkiller .com zone to be Secure and nonsecure.

Answer: B, C, E

Explanation: Zones stored this way are located in the Active Directory tree under the domain or application directory partition. Each directory-integrated zone is stored in a dnsZone container object identified by the name you choose for the zone when creating it.

Aging and scavenging is the process that the DNS service uses to remove outdated or stale resource records. Aging and scavenging is important because outdated or stale records may:

- Not have been removed.
- Take up space in the DNS database.
- Cause unnecessarily long zone transfers.
- Be sent as responses to queries and thus cause name resolution issues for DNS clients.

Dynamic update is the process of a DNS client dynamically creating, registering, or updating its records in zones which are maintained by DNS servers that can accept and process messages for dynamic updates. A secure dynamic update is a process in which a client submits a dynamic update request to a DNS server, and the server attempts the update only if the client can prove its identity and has the proper credentials to make the update. Secure dynamic updates are only available on Active Directory-integrated zones.

Incorrect Answers:

A: The Store the zone in Active Directory option should not be disabled. Therefore this option is incorrect.

D: Configuring the Expires after setting on the samerica. Certkiller .com zone to be 1 day is not going to help you in meeting the requirements as stated in the question. The better option would be to enable

automatic scavenging of stale resource records.

F: The dynamic updates should be secure only to be able to meet the stated requirements.

Reference:

Deborah Littlejohn Shinder, Dr. Thomas W. Shinder, Chad Todd and Laura Hunter, MCSA/MCSE: Exam 70-291: Implementing, Managing, and Maintaining a Windows Server 2003 Network Infrastructure Guide & DVD Training System, Syngress Publishing Inc., Rockland, 2003, p. 332

---

**QUESTION 466**

Exhibit:



You are the network administrator for Certkiller .com. The network contains 15 Windows Server 2003 computers that host a DNS zone named Certkiller .com.

A server named Server CK1 is located in the main office and hosts the primary zone for Certkiller .com. The 14 other servers are located in branch offices. These 14 servers host secondary zones for Certkiller .com. The properties of the start of authority (SOA) resource record for Certkiller .com are shown in the exhibit.

The network connections between the main office and the branch offices fails.

You need to ensure that a zone transfer takes place as soon as the network connections between the main office and the branch offices become available. You also need to ensure that network traffic does not increase.

What should you do on Server CK1 ?

- A. Change the Time to Live (TTL) for the SOA record to 1 minute.
- B. Change the retry interval to 1 minute.
- C. Change the serial number to 1558.
- D. Change the serial number to 1556.

Answer: C

Explanation: When a DNS server receives an update directly (either from the administrator, or through dynamic updates) its serial number always increases.

Each time the zone information is updated, the zone's serial number is incremented. Serial numbers are used by other DNS servers to determine whether or not updates to their records are required. If the primary DNS server's serial number is higher than that of the secondary DNS server, the secondary DNS server knows it must initiate a pull transfer in order to update its records. Thus it would make sense to change the serial number to 1558 to as to ensure zone transfers takes place speedily without increasing network traffic.

Incorrect Answers:

A: Minimum (default) TTL is the minimum Time-To-Live (TTL) value applied to all resource records in the zone with unspecified record-specific TTLs. This value is supplied in query responses by servers for the zone to inform others how long they should cache a resource record provided in an answer. Default here is 1 hour.

B: A retry interval is where a secondary DNS server may be unable to refresh data from the primary server because of a connection or service failure. The secondary DNS server attempts to refresh data once the interval specified for retrying lapses. Thus it would be logical that the retry interval should be less than the refresh interval. Retry interval is the time, in seconds, that a secondary server waits before retrying a failed zone transfer. The default is 10 minutes. This is not the value that has to be changed.

D: The serial number has to be changed to 1558 not 1556.

Reference:

Deborah Littlejohn Shinder, Dr. Thomas W. Shinder, Chad Todd and Laura Hunter, MCSA/MCSE: Exam 70-291: Implementing, Managing, and Maintaining a Windows Server 2003 Network Infrastructure Guide & DVD Training System, Syngress Publishing Inc., Rockland, 2003, pp. 204, 430, 504

---

**QUESTION 467**

You are the network administrator for Certkiller .com. The network consists of a single Active Directory domain named Certkiller .com. The domain contains two Windows Server 2003 domain controllers named Certkiller A and Certkiller B. Certkiller A and Certkiller B have the DNS service installed.

Certkiller A is located in the main office in Toronto. Certkiller B is located in a branch office in Mexico City. The branch office network contains an IP subnet with the network address 192.168.1.0/24. You plan to designate main office servers as the master servers for any future reverse lookup zone. The DNS servers are not configured to perform reverse lookups.

You need to create a reverse lookup record for a branch office client computer named computer1. Certkiller .com, which has an IP address of 192.168.1.21.

What should you do?

To answer, drag the action that you should perform first to the Action 1 box. Continue dragging actions to the corresponding numbered boxes until you list all required actions in the correct order. You might not need to use all numbered boxes.

Actions, select from these

On CertkillerA, create a zone delegation for 0/24 that points to CertkillerB

On CertkillerB, create a zone delegation for 0/24 that points to CertkillerA

On CertkillerA, create a Primary reverse lookup zone named 1.168.192.in-addr.arpa.

On CertkillerB, create a Primary reverse lookup zone named 1.168.192.in-addr.arpa.

Create a PTR record for 21 that has an FQDN computer 1.Certkiller.com

Create a CNAME record for 21 that has an FQDN of computer1 Certkiller.com

Place action here

Place Action 1 here

Place Action 2 here

Place Action 2 here

Certkiller.com

Answer:

Actions, select from these

On CertkillerA, create a zone delegation for 0/24 that points to CertkillerB

On CertkillerB, create a zone delegation for 0/24 that points to CertkillerA

On CertkillerA, create a Primary reverse lookup zone named 1.168.192.in-addr.arpa.

On CertkillerB, create a Primary reverse lookup zone named 1.168.192.in-addr.arpa.

Create a PTR record for 21 that has an FQDN computer 1.Certkiller.com

Create a CNAME record for 21 that has an FQDN of computer1 Certkiller.com

Place action here

On CertkillerA, create a Primary reverse lookup zone named 1.168.192.in-addr.arpa

On CertkillerA, create a zone delegation for 0/24 that points to CertkillerB

Create a PTR record for 21 that has an FQDN of computer1.Certkiller.com

Explanation:

By creating the zone on the Main office Certkiller A server will act as the master servers for any future reverse lookup zone.

This zone will be delegated to Certkiller B that is located in a branch office in Mexico City.

Creating a PTR record to resolve a reverse lookup record for a branch office client computer named computer1. Certkiller .com, which has an IP address of 192.168.1.21.

Delegation of zone 0/24 means that Certkiller B server will resolve reverse lookups

In the zone 192.168.1.0, Certkiller B server any computers query form 192.168.1.1 IP to 192.168.1.254 IP

Reference:

J.C. Mackin, Ian McLean, MCSA/MCSE Self-Paced Training Kit (exam 70-291): Implementing, Managing, and Maintaining a Microsoft Windows Server 2003 network Infrastructure, Microsoft Press, Redmond, 2003, p. 4:28

QUESTION 468

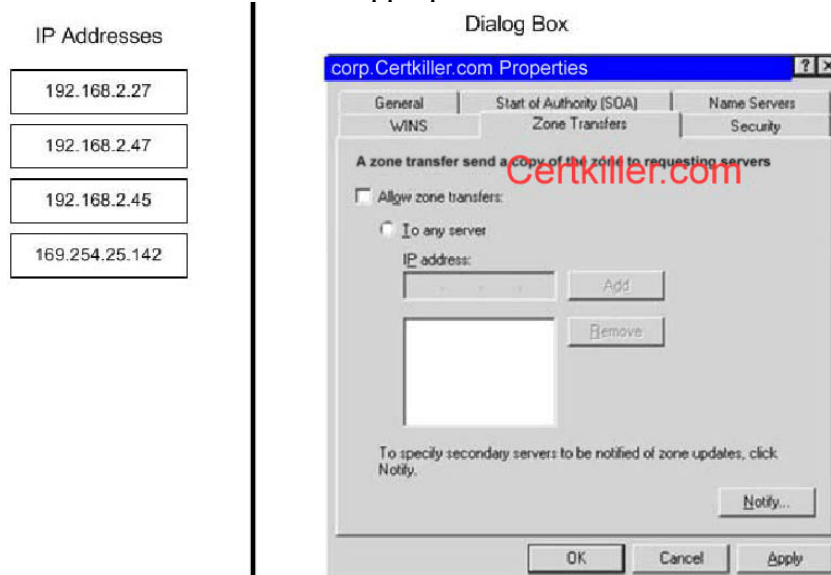
You are the network administrator for Certkiller .com. The network consists of two Active Directory domain named Certkiller .com and corp. Certkiller .com. All DNS zones are configured as Active Directory-integrated zones.

A user named Jack logs on to her Windows XP Professional computer, which is named Computer1. Tess runs the nslookup command and receives the output shown in the exhibit.

\*\*\* Missing exhibit \*\*\*

You need to ensure that Jack can list the contents of corp. Certkiller .com from only Computer1.  
What should you do?

To answer, configure the appropriate option or options in the dialog box, and drag the appropriate IP address or addresses to the appropriate location or locations.



Answer: Enter the IP address of Computer1 in the dialog box.

Explanation: This will enable Jack to run the nslookup ls. Nslookup can be used to transfer an entire zone by using the ls command.

In order for nslookup to work properly, you must have a Reverse Lookup Zone set up for the domain you want to troubleshoot. When you launch nslookup, it does a reverse lookup against your configured DNS server, and reports an error if a reverse lookup zone is not configured. Any record you want to perform a lookup against must have an associated PTR record registered in the reverse lookup zone, or troubleshooting with nslookup will not work.

Reference:

Deborah Littlejohn Shinder, Dr. Thomas W. Shinder, Chad Todd and Laura Hunter, Implementing, Managing, and Maintaining a Windows Server 2003 Network Infrastructure Guide & DVD Training System, Syngress Publishing Inc., Rockland, 2003, pp. 546-547

### QUESTION 469

You are the network administrator for Certkiller .com. The network consists of a single Active Directory domain named Certkiller .com. The Certkiller .com domain contains three domain controllers. You use a computer named Workstation4 for DNS administration and monitoring.

Computer configuration information is shown in the following table.

Computer name	IP address	Computer role	Operating system
Certkiller1	10.1.0.1	Domain controller and DNS server	Windows Server 2003
Certkiller2	10.1.0.2	Domain controller and DNS server	Windows 2000 Server
Certkiller3	10.1.0.3	Domain controller and DNS server	Windows Server 2003
Workstation4	10.1.0.4	Administration workstation	Windows XP Professional

You frequently use the NSLOOKUP ls -d Certkiller .com command to verify entries in the Certkiller .com zone. The DNS zone configuration for the Certkiller .com zone is shown in the exhibit.

\*\*missing\*\*

The DNS configuration plan requires that the Certkiller .com zone must be available on all DNS servers in the Active Directory forest. You need to configure the zone transfer settings for the Certkiller .com zone according to the DNS configuration plan. You must also ensure that Workstation4 can perform all specified DNS monitoring tasks.

Zone transfers have been enabled. You need to select which computer or computers will be allowed to receive zone transfers.

To answer, drag the appropriate IP address or addresses to the correct location or locations in the dialog box.

IP Addresses	Certkiller.com Zone Transfer Properties
10.1.0.1	
10.1.0.2	
10.1.0.3	
10.1.0.4	

Answer:

IP Addresses	Certkiller.com Zone Transfers Properties
10.1.0.1	
10.1.0.4	

Explanation: Assuming 10.1.0.1 is the primary DNS, and then 10.1.0.2 10.1.0.3 will receive zone transfers. 4th is irrelevant because it is a pc.

Reference:

Deborah Littlejohn Shinder, Dr. Thomas W. Shinder, Chad Todd and Laura Hunter, Implementing, Managing, and Maintaining a Windows Server 2003 Network Infrastructure Guide & DVD Training System, Syngress Publishing Inc., Rockland, 2003, p. 507

### QUESTION 470

You are the network administrator for Certkiller .com. The network consists of a single Active Directory domain named Certkiller .com

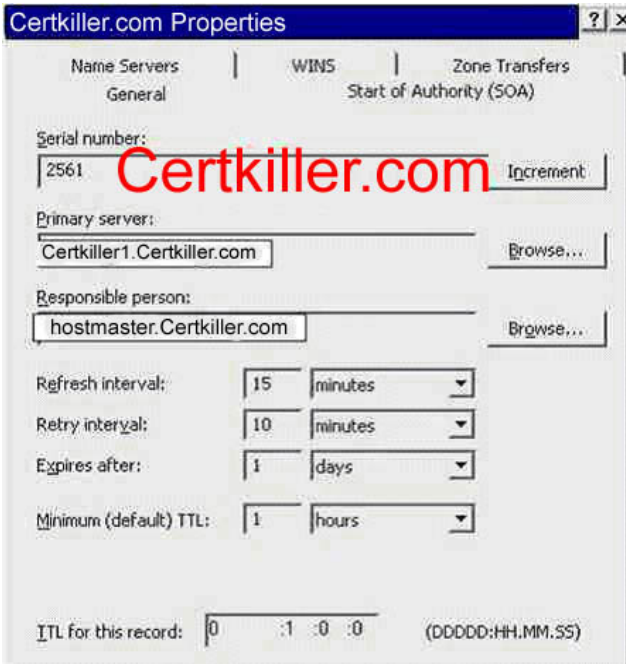
The DNS servers for the domain are configured as shown in the following table

Server Name	DNS Zone Type
-------------	---------------

Sever1                    Primary  
Certkiller 2            Secondary

You disconnect Certkiller 2 from the network to conduct hardware maintenance. Several days later, you reconnect Certkiller 2 to the network.

The properties of the SOA (start of authority) resource record for the zone on Certkiller 1 are shown in the Certkiller 1 Exhibit



The properties of the SOA resource record for the zone on Certkiller 2 are shown in the Certkiller 2 exhibit



You need to ensure that Certkiller 2 exhibit can immediately and accurately answer DNS requests from client computers on the network.

What should do?

- A. On Certkiller 1, create a new zone delegation for Certkiller 2.
- B. On Certkiller 1, update the server data file.
- C. On Certkiller 2, clear the DNS cache.
- D. On Certkiller 2, transfer the zone from Certkiller 1.
- E. On Certkiller 2, reload the zone.

Answer: D

Explanation: The exhibits show that the serial number in the primary DNS server exhibit is higher than the secondary DNS server exhibit. This indicates that changes have been made to the zone on the primary server. What this means is that the information in the zone on the secondary DNS server is out of date. You need to transfer the zone from Certkiller 1 so that the secondary DNS server has the most current information.

Incorrect Answers:

A: A zone delegation is irrelevant to this question.

B: Certkiller 1, the primary DNS server, has the most recent information. You need to replicate this information to Certkiller 2.

C: The serial number indicates that the zone file on Certkiller 2 is outdated. This is not a DNS cache issue.

E: Reloading the zone on Certkiller 2 will only reload the old zone. You need to transfer the more recent zone to Certkiller 2.

Reference:

Deborah Littlejohn Shinder, Dr. Thomas W. Shinder, Chad Todd and Laura Hunter, Implementing, Managing, and Maintaining a Windows Server 2003 Network Infrastructure Guide & DVD Training System, Syngress Publishing Inc., Rockland, 2003, p. 424

---

### **QUESTION 471**

You are the network administrator for Certkiller .com. The company registers the DNS domain name Certkiller .com. The Certkiller .com DNS domain will contain the host name records for three servers in the company that are accessible from the Internet. One of these servers functions as a Web server, one functions as an FTP server, and one functions as a mail server.

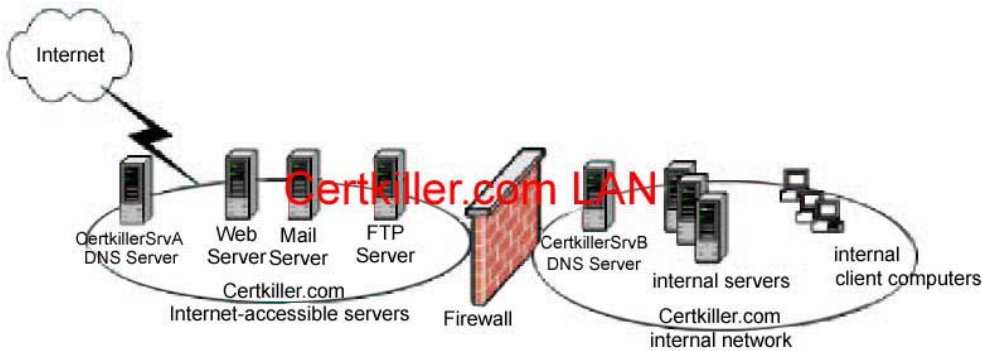
The primary name server for the Certkiller .com zone is a Windows Server 2003 computer named Certkiller SRV

A. Certkiller SRVA is on a network segment that is accessible from the Internet.

The company also wants to use the DNS namespace Certkiller .com to register hosts from the internal network. The internal network is protected by a firewall that filters traffic from the Internet. The written company security policy states that host names on the internal network must not be resolved by queries from the Internet.

You install Windows Server 2003 on a computer named Certkiller SRVB. Certkiller SRVB will be used to allow computers on the internal network to resolve host names in the Certkiller .com namespace. All computers on the internal network will be configured to use Certkiller SRVB as their DNS server. The company network is configured as shown in the exhibit.





You need to configure Certkiller SRVA and Certkiller SRVB so that all computers on the internal network can resolve the host names of

- other computers on the internal network, and
- the three servers that are accessible from the Internet.

Which two actions should you perform? (Each correct answer presents part of the solution. Choose two)

- Create a primary DNS zone named Certkiller .com on Certkiller SRVB.
- Create a secondary DNS zone named Certkiller .com on Certkiller SRVB.
- Configure DNS forwarding from Certkiller SRVB to Certkiller SRVA.
- Configure DNS forwarding from Certkiller SRVA to Certkiller SRVB.
- Manually add a host (A) record for each computer on the internal network to the Certkiller .com zone on Certkiller SRVA.
- Manually add a host (A) record for each Internet-accessible computer to the Certkiller .com zone on Certkiller SRVB.

Answer: A, F

Explanation: You must configure a primary zone named Certkiller .com on the internal server to use the Certkiller .com name for the internal network. For the internal server to resolve the hostnames of the external servers, you must manually add a host (A) record for each server on the internal DNS server.

Incorrect Answers:

- You need a primary zone for the internal network and not a secondary DNS zone.
- You do not need to configure forwarding. The question does not state that you need to resolve Internet host names. You only need to resolve the names of the external servers.
- DNS forwarding is not required because you only need to resolve the names of external servers.
- This would enable external hosts to resolve hostnames from the internal network.

Reference:

Deborah Littlejohn Shinder, Dr. Thomas W. Shinder, Chad Todd and Laura Hunter, Implementing, Managing, and Maintaining a Windows Server 2003 Network Infrastructure Guide & DVD Training System, Syngress Publishing Inc., Rockland, 2003, pp. 33, 424

## QUESTION 472

You are the network administrator for Certkiller .com. The network consists of a single Active Directory domain named Certkiller .com. The network contains a Windows Server 2003 computer named Certkiller Srv

- Certkiller SrvA is a domain controller and primary DNS server for

Certkiller .com.

The company opens a new branch office. A Windows Server 2003 computer named Certkiller SrvB is located at the new office. Certkiller SrvB is a domain controller and a DNS server. You set up a DNS zone for east. Certkiller .com on Serve2.

You need to ensure that computers in Certkiller .com can resolve host names in east. Certkiller .com on Certkiller SrvB.

What are two possible ways to achieve this goal? (Each correct answer presents a complete solution. Choose two)

- A. Add a start-of-authority (SOA) record to Certkiller SrvA that refers to Certkiller SrvB.east. Certkiller .com.
- B. Add a new delegation on Certkiller SrvA for east. Certkiller .com to Certkiller SrvB.
- C. Add a new stub zone to Certkiller SrvA named east. Certkiller .com.
- D. Add a service locator (SRV) record to Certkiller SrvA that refers to Certkiller SrvB.east. Certkiller .com.

Answer: B, C

Explanation: A stub zone is a partial copy of a zone that can be hosted by a DNS server and used to resolve recursive or iterative queries. Stub zones contain the Start of Authority (SOA) resource records of the zone - the DNS resource records that list the zone's authoritative servers; and the glue A (address) resource records that are required for contacting the zone's authoritative servers.

Delegation is the process of distributing responsibility for domain names between different DNS servers in your network. You have to create at least one zone for each domain name delegated. The more domains you delegate, the more zones you need to create.

A delegation or stub zone would enable Certkiller SrvA to forward resolution requests for east. Certkiller .com to Certkiller SrvB

Incorrect Answers:

A: The start-of-authority (SOA) record must exist in the delegated zone.

D: You need NS records to point to Certkiller SrvB, not SRV records.

Reference:

Deborah Littlejohn Shinder, Dr. Thomas W. Shinder, Chad Todd and Laura Hunter, Implementing, Managing, and Maintaining a Windows Server 2003 Network Infrastructure Guide & DVD Training System, Syngress Publishing Inc., Rockland, 2003, p. 431

---

### **QUESTION 473**

You are the network administrator for Certkiller Inc. The network consists of a single Active Directory forest. The forest contains three domains named Certkiller .com, corp. Certkiller .com, and regions. Certkiller .com. The company has offices in many cities.

All domain controllers are configured as DNS servers. Zone replication for each DNS zone is configured to occur between the domain controllers in each domain.

The domain controllers are configured as shown in the following table.

Domain controller	Office location	Zones hosted
Certkiller1	Chicago	Certkiller.com
Certkiller2	Chicago	corp.Certkiller.com
Certkiller3	Detroit	regions.Certkiller.com
Certkiller4	Denver	regions.Certkiller.com
Certkiller5	Boston	regions.Certkiller.com

You perform a recursive query against Certkiller 1 and discover that Certkiller 1 queries only Certkiller 3 for the zone information in regions. Certkiller .com.

You need to ensure that a recursive query against Certkiller 1 will request information from Certkiller 4 and Certkiller 5, in addition to Certkiller 3. You also need to ensure that any domain controllers that are added to regions. Certkiller .com will be added automatically to the list of servers against which Certkiller 1 will query.

What should you do?

- A. On Certkiller 1, create a stub zone for regions. Certkiller .com.
- B. On Certkiller 1, create a secondary zone for regions. Certkiller .com.
- C. On Certkiller 3, configure regions. Certkiller .com to replicate to all DNS servers in the forest.
- D. On Certkiller 3, configure regions. Certkiller .com to replicate to all DNS servers in the domain.

Answer: A

Explanation: A stub zone will list all the name servers for regions. Certkiller .com. Name resolution requests for hosts in regions. Certkiller .com will be forwarded to the three regions. Certkiller .com servers. The stub zone

information will automatically be updated when name servers are added to regions. Certkiller .com.

Incorrect Answers:

B: A secondary zone does not forward resolution requests.

C: Replicating to all DNS servers in the forest will not assist in meeting the requirements because the DNS servers will only be able to use the replicated information if they are configured with a zone for regions. Certkiller .com.

D: This option is similar to Incorrect Answer C albeit a forest or a domain.

Reference:

Deborah Littlejohn Shinder, Dr. Thomas W. Shinder, Chad Todd and Laura Hunter, Implementing, Managing, and Maintaining a Windows Server 2003 Network Infrastructure Guide & DVD Training System, Syngress Publishing Inc., Rockland, 2003, pp. 424, 431

---

#### QUESTION 474

You are the network administrator for Certkiller .com. The network consists of a single Active Directory domain named Certkiller .com. The domain contains three servers. Information about the servers is shown in the following table.

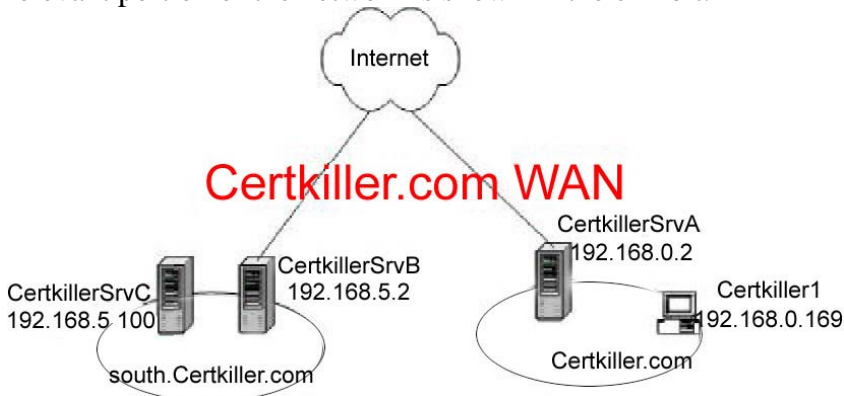
Name	Operating system	Role
CertkillerA	Windows Server 2003	Domain controller, DNS server
CertkillerB	Windows Server 2003	Domain controller, DNS server
CertkillerC	Windows 2000 Server	Application server

Certkiller A is the start of authority (SOA) for Certkiller .com.

Certkiller adds a new branch office. The network in the new office is assigned to a child DNS domain named south. Certkiller .com. The two domains connect to each other through a VPN connection.

Certkiller B is configured as the SOA for south. Certkiller .com.

A Windows XP Professional computer named Certkiller 1 is located in the Certkiller .com domain. The relevant portion of the network is shown in the exhibit.



A user reports that he cannot connect to Certkiller C from Certkiller 1. You need to ensure that client computers in the Certkiller .com domain can resolve host named in south. Certkiller .com.

What are two possible ways to achieve this goal? (Each correct answer presents a complete solution. Choose two)

- A. On Certkiller B, add a host (A) record for Certkiller A.
- B. On Certkiller A, add a delegation for south. Certkiller .com.
- C. On Certkiller B, add a pointer (PTR) record for Certkiller A. Certkiller .com.
- D. On Certkiller A, add a host (A) record for Certkiller B.
- E. On Certkiller A, add a stub zone for south. Certkiller .com.

Answer: B, E

Explanation: A stub zone is a partial copy of a zone that can be hosted by a DNS server and used to resolve recursive or iterative queries. Stub zones contain the Start of Authority (SOA) resource records of the zone - the DNS resource records that list the zone's authoritative servers; and the glue A (address) resource records that are required for contacting the zone's authoritative servers.

Delegation is the process of distributing responsibility for domain names between different DNS servers in your network. You have to create at least one zone for each domain name delegated. The more domains you delegate, the more zones you need to create. Thus adding a delegation and a stub zone for south. Certkiller .com on Certkiller A will work.

Incorrect Answers:

A: This will result in only clients in south. Certkiller .com able to locate Certkiller A by hostname.

C: This will only enable clients in south. Certkiller .com to resolve an IP address to Certkiller A.

D: This will enable clients in Certkiller .com to only locate Certkiller A, and not all computers in south. Certkiller .com.

Reference:

Deborah Littlejohn Shinder, Dr. Thomas W. Shinder, Chad Todd and Laura Hunter, Implementing, Managing, and Maintaining a Windows Server 2003 Network Infrastructure Guide & DVD Training System, Syngress Publishing Inc., Rockland, 2003, p. 431

---

**QUESTION 475**

You are the network administrator for Certkiller .com. The network consists of a single Active Directory domain Certkiller .com. All servers run either Windows Server 2003 or Windows 2000 Server. All client computers run either Windows XP Professional, Windows 2000 Professional or Windows NT Workstation 4.0. All the computers are members of the domain.

All servers have static IP addresses, and all client computers are assigned addresses by a DHCP server that runs Windows Server 2003. The DNS service is installed on three Windows Server 2003 computers that are configured as domain controllers.

Company network management standards state that a DNS domain must be created for each department in the company.

A new department named Market Research has been organized. You need to create a corresponding DNS zone named marketresearch. Certkiller .com.

The network management standards contain the following requirements.

- All computers must be registered in a DNS zone.
- All DNS records must be kept up-to-date at all times, and any changes to the host name or IP address must be updated on the DNS record.
- Only computers that have valid accounts in the domain must be allowed to dynamically register records in the DNS zone.
- To reduce administrative effort, all possible administrative tasks should be automated.

You must configure the marketresearch. Certkiller .com zone to meet these requirements.

Which three actions should you perform? (Each correct answer presents part of the solution. Choose three)

- A. Create a standard primary zone named marketresearch. Certkiller .com.
- B. Create an Active Directory-integrated zone named marketresearch. Certkiller .com.
- C. Configure the Dynamic updates settings on the marketresearch. Certkiller .com zone to be Secure only.
- D. Configure the Dynamic updates settings on the marketresearch. Certkiller .com zone to be Secure and nonsecure.
- E. Configure the Dynamic updates setting on the marketresearch. Certkiller .com zone to be None.
- F. Manually create and update DNS records for all hosts in the marketresearch. Certkiller .com zone.
- G. Configure the DHCP server to register client computers that have received IP configuration from the DHCP server in the marketresearch. Certkiller .com zone.

Answer: B, C, G

Explanation: Create an Active Directory-integrated zone named marketresearch. Certkiller .com. Configuring the Dynamic updates settings on the marketresearch. Certkiller .com zone to be Secure only would ensure automated replication and secure records. Finally, configuring the DHCP server to register

client computers that have received IP configuration from the DHCP server in the marketresearch. Certkiller .com zone would ensure that DHCP will register the A and PTR records on behalf of the clients.

Incorrect Answers:

A: If you want secure updates, you will need an Active Directory-integrated zone.

D: Non-secure updates should not be permitted. It poses an unnecessary risk.

E: Dynamic updates should be enabled to automate administrative tasks.

F: This option does not reduce administrative effort, nor does it automate the process. Dynamic updates should be enabled.

Reference:

J. C. Mackin, Ian McLean, MCSA/MCSE Self-Paced Training Kit (exam 70-291): Implementing, Managing, and Maintaining a Microsoft Windows Server 2003 network Infrastructure, Microsoft Press, Redmond, 2003, Part 1, Chapter 4, p.237

---

**QUESTION 476**

You are the network administrator for the Beijing office of Certkiller . A branch office is located in Cairo. The DNS servers in both locations run Windows Server 2003.

The network uses two DNS namespaces internally. They are named publishing. Certkiller .com and Certkiller .com. The locations of the primary name servers are shown in the following table.

<b>Namespace</b>	<b>Location of primary name server</b>
<b>publishing. Certkiller.com</b>	<b>Cairo office</b>
<b>Certkiller.com</b>	<b>Beijing office</b>

The Beijing office contains some servers that are registered in the Certkiller .com zone and other that are registered in the publishing. Certkiller .com zone. All computers in the Beijing office are configured to use the local DNS server as their preferred DNS server. The two offices are connected only by using a VPN through the Internet. Various network problems occasionally result in loss of connectivity between the two offices.

Firewalls prevent the DNS servers in both offices from receiving queries from the Internet.

You need to configure the DNS server in the Beijing office to allow successful resolution of all queries from the Beijing office for names in the publishing. Certkiller .com namespace, even when the VPN link between the Beijing and Cairo offices fails.

What should you configure on the DNS server in the Beijing office?

A. In the Certkiller .com zone, create a delegated subdomain named publishing.

Specify the DNS server in the Cairo office as a name server.

B. Create a secondary zone name publishing. Certkiller .com.

Specify the DNS server in the Cairo office as a master server.

C. Configure conditional forwarding for the publishing. Certkiller .com namespace.

Specify the DNS server in the Cairo office as a target server.

D. Create a stub zone named publishing. Certkiller .com.

Specify the DNS server in the Cairo office as a master server.

Answer: B

Explanation:

We must be able to lookup in the Beijing Certkiller .com for records in Cairo publishing. Certkiller .com without a network connection. Beijing office ( Certkiller .com) uses the local DNS server as their preferred DNS server. Beijing office needs to allow successful resolution of all queries from the Beijing office for names in the publishing. Certkiller .com namespace, (Cairo server) even when the VPN link between the Beijing and Cairo offices fails.

We just have one option is use delegation and point Secondary DNS server A DNS server that hosts a read-only copy of zone data. A secondary DNS server periodically checks for changes made to the zone on its configured primary DNS server, and performs full or incremental zone transfers, as needed. A secondary zone contains a complete copy of a zone. After transfers the secondary zone from the child domain we can set the name server of Cairo DNS in this way

Delegation is the process of using resource records to provide pointers from parent zones to child zones in a namespace hierarchy. This enables DNS servers in a parent zone to route queries to DNS servers in a child zone for names within their branch of the DNS namespace. Each delegation corresponds to at least one zone.

Incorrect Answers:

A: We can not delegate a child zone to a principal zone we can delegate to another server in the child zone

If you are deploying DNS on a large enterprise network, or if you expect your network to expand to include additional subnets and sites, consider distributing the management of portions of your DNS namespace to the administrators for the different subnets and sites in your network. To distribute the management of your DNS namespace, create subdomains of your initial DNS domain and delegate the authority for these subdomains to DNS servers located on different subnets or sites. In this way, you can create any number of separate and autonomous entities within a DNS namespace, each of which is authoritative for a portion of the overall namespace.

C: We can not forward queries that are not in the Cairo DNS cache for publishing. Certkiller .com over a broken Link

D: We can not use a stub zone. Stub zones contain the Start of Authority (SOA) resource records of the zone, the DNS resource records that list the zone's authoritative servers, and the glue address (A) resource records that are required for contacting the zone's authoritative servers. Stub zones are used to reduce the number of DNS queries on a network, and to decrease the network load on the primary DNS servers hosting a particular name.

Reference:

SERVER HELP

Dan Balter, MCSA/MCSE Managing and Maintaining a Microsoft Windows Server 2003 Environment Exam Cram 2 (Exam 70-290), Chapter 6

---

### QUESTION 477

You are the network administrator for Certkiller . The network consists of a single Active Directory domain named Certkiller .com.

The DNS servers for the domain are configured as shown in the following table.

Server name	DNS zone type
CertkillerSrvA	Primary
CertkillerSrvB	Secondary

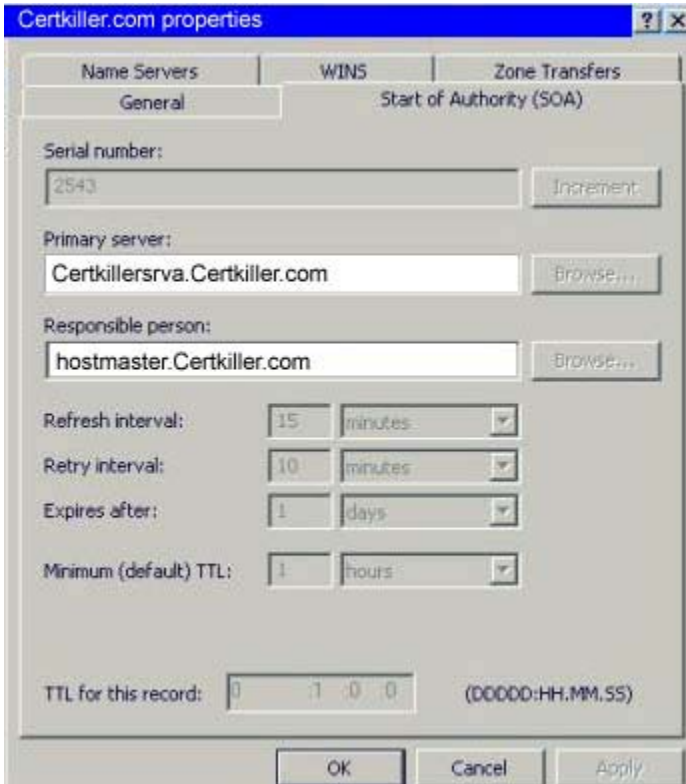
You disconnect Certkiller SrvB from the network to conduct hardware maintenance. Several days later, you reconnect Certkiller SrvB to the network.

The properties of the SOA (start of authority) resource record for the zone on Certkiller SrvA are

shown in the Certkiller SrvA exhibit.



The properties of the SOA resource record for the zone on Certkiller SrvB are shown in the Certkiller SrvB exhibit.



You need to ensure that Certkiller SrvB can immediately and accurately answer DNS requests from



client computers on the network.  
What should you do?

- A. On Certkiller SrvA, create a new zone delegation for Certkiller SrvB.
- B. On Certkiller SrvA, update the server data file.
- C. On Certkiller SrvB, clear the DNS cache.
- D. On Certkiller SrvB, transfer the zone from Certkiller SrvA.
- E. On Certkiller SrvB, reload the zone.

Answer: D

Explanation

Server Certkiller SrvA have serial number DNS version 2561

Server Certkiller SrvB have serial number DNS version 2543

We need to transfer the latest DNS version zone from Certkiller SrvA in order to update the records in Certkiller SrvB

Reference:

James Chellis, Paul Robichaux and Matthew Sheltz, MCSA/MCSE: Windows Server 2003 Network Infrastructure Implementation, Management, and Maintenance Study Guide, p. 271

J. C. Mackin, Ian McLean, MCSA/MCSE Self-Paced Training Kit (exam 70-291): Implementing, Managing, and Maintaining a Microsoft Windows Server 2003 network Infrastructure, p. 5:19

---

**QUESTION 478**

You are the administrator of a Windows Server 2003 computer named Certkiller 1. Certkiller 1 is a member server that has the DNS service installed.

Certkiller 1 hosts a standard primary DNS zone. This zone contains host records for 15 production servers.

You need to configure the DNS service on Certkiller 1 to ensure that no client-initiated host updates from Windows XP Professional client computer or Windows Server 2003 computer are added to the zone.

What should you do?

- A. Configure the DNS zone with a Dynamic updates setting of None.
- B. Configure Certkiller 1 as a caching-only server.
- C. Configure the DNS zone to allow zone transfers to only servers that have name server (NS) resource records.
- D. Delete all entries in the Root Hints tab in the properties of Certkiller 1.

Answer: A

Explanation: A dynamic update is an update to the DNS standard that permits DNS clients to dynamically register and update their resource records in zones. Dynamic updates can be disabled on the host and for some environments, this might make sense. Dynamic updates can be disabled for the computer or for one or more interfaces on that computer. By changing this default value in the Windows Server 2003 registry, the DNS client is prevented from registering A and PTR RRs for whichever interfaces are specified.

Thus by configuring the DNS zone setting of None for Dynamic Updates you can ensure that no clientinitiated host updates are added to the zone.

Incorrect answers:

B: A Caching-only server is a DNS server set up to resolve the queries of DNS clients using its configured root hints or any DNS forwarders. Caching-only DNS servers build up a local cache of resolved queries while performing recursive DNS queries for its clients. DNS caching-only servers are not authoritative and thus do not host any local DNS zones.

C: The Name Server (NS) resource record indicates which DNS servers are authoritative for the zone. They specify both primary and secondary servers for the zone indicated in the SOA record. They also indicate servers for any delegated zones. This will not prevent dynamic updates that cause client-initiated host updates being added to the zone.

D: Deleting all entries in the Root Hints tab in the properties of Certkiller 1 will not prevent client-initiated host updates from computers that will be added to the zone.

Reference:

James Chellis, Paul Robichaux and Matthew Sheltz, MCSA/MCSE: Windows Server 2003 Network Infrastructure Implementation, Management, and Maintenance Study Guide, Sybex Inc. Alameda, 2003, pp. 246, 283

Deborah Littlejohn Shinder, Dr. Thomas W. Shinder, Chad Todd & Laura Hunter, MCSA/MCSE Exam 70-291: Implementing, Managing, and Maintaining a Windows Server 2003 Network Infrastructure Guide & DVD Training System, Syngress Publishing, Rockland, 2003, pp. 427, 480

---

**QUESTION 479**

You are the network administrator for Certkiller .com.

Certkiller .com uses a DNS namespace named Certkiller .com on the company intranet. Three hundred records have been manually created in the Certkiller .com zone for hosts that do not support dynamic updates. The Certkiller .com primary zone is currently located on a Windows Server 2003 computer named Certkiller 3. No secondary zone is currently configured.

Certkiller .com purchases a new computer to function as the primary server for the Certkiller .com zone. The new computer will be named Certkiller 4. When Certkiller 4 is configured, Certkiller 3 must be reconfigured to host Certkiller .com as a secondary zone.

You install Windows Server 2003 on Certkiller 4 and add the DNS service. You need to configure Certkiller 4 to host the primary zone for the Certkiller .com namespace. The records that are currently in the Certkiller .com must be retained. You want to ensure that all host names can be resolved immediately after Certkiller 4 becomes the new primary name server for the zone.

What should you do?

- A. 1. On Certkiller 4, set up a primary zone named Certkiller .com.
- 2. Copy the file %systemroot%\system32\dns\Certkiller .com.com.dns from Certkiller 3 to the same location on Certkiller 4.
- 3. On Certkiller 3, delete the Certkiller .com primary zone.
- 4. On Certkiller 3, set up a secondary zone named Certkiller .com.
- B. 1. On Certkiller 4, set up a primary zone named Certkiller .com.
- 2. Enable dynamic updates on the zone.
- 3. On Certkiller 3, delete the Certkiller .com primary zone.
- 4. On Certkiller 3, set up a secondary zone named Certkiller .com.
- C. 1. On Certkiller 4, set up a secondary zone named Certkiller .com.
- 2. Add a name server (NS) record for Certkiller 4 to the Certkiller .com primary zone.
- 3. On Certkiller 4, change the zone type of the Certkiller .com secondary zone to a primary zone.

4. On Certkiller 3, delete the Certkiller .com primary zone.
5. On Certkiller 3, set up a secondary zone named Certkiller .com.
- D. 1. On Certkiller 4, set up a stub zone named Certkiller .com.
2. Add a name server (NS) record for Certkiller 4 to the Certkiller .com primary zone.
3. On Certkiller 4, change the zone type of the Certkiller .com stub zone to a primary zone.
4. On Certkiller 3, delete the Certkiller .com primary zone.
5. On Certkiller 3, set up a secondary zone named Certkiller .com.

Answer: C

Explanation: A DNS server is authoritative over one or more zones, meaning it maintains the database of resource records related to the nodes in the zone(s) for which is it responsible (or authoritative). Zones can be either primary or secondary. A primary zone is the copy of the zone to which updates are made. A DNS server that is authoritative for a particular zone will make updates to the primary zone. A secondary zone is a copy of the zone that is copied from the master server when replication of the zone occurs via zone transfer. A primary zone cannot be managed by two different DNS servers, except that multiple computers can be configured to manage zones that are integrated into Windows Active Directory.

To comply with the configuration requirements while ensuring that all host names be resolved as soon as Certkiller 4 becomes the new primary name server for the zone and keeping the above in mind, you have to set up a secondary zone on Certkiller 4, add a name server (NS) record for Certkiller 4 to the Certkiller .com primary zone. You also have to change the Certkiller .com zone type on Certkiller 4 to a primary zone. On Certkiller 3 you should delete the Certkiller .com primary zone and set up a secondary Certkiller .com zone on Certkiller 3.

Incorrect answers:

A: You should set up a secondary zone and not a primary zone for Certkiller .com zone on Certkiller 4 and not a primary zone. Furthermore, there is no need to copy the systemroot%\system32\dns\Certkiller .com.com.dns file from Certkiller 3 to the same location on Certkiller 4 in order to comply with the configuration requirements as set out in the question.

B: You should set up a secondary zone and not a primary zone for Certkiller .com zone on Certkiller 4 and not a primary zone. Also enabling dynamic updates on that zone will not comply with what is required by this question.

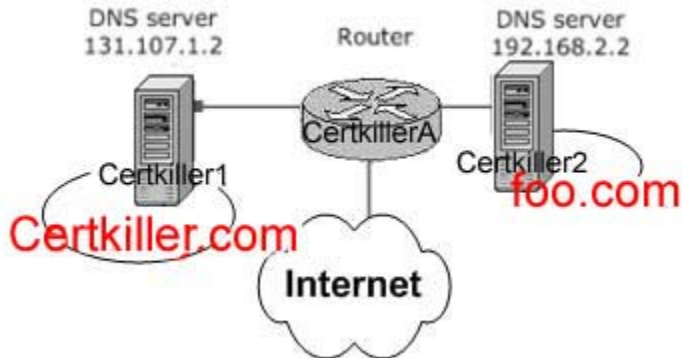
D: The stub zone is used to keep a parent zone up-to-date as to the authoritative DNS servers for a child zone. Stub zones are unique and contain a small subset of typical zone data. This is the wrong zone type to be configuring under the circumstances.

Deborah Littlejohn Shinder, Dr. Thomas W. Shinder, Chad Todd & Laura Hunter, MCSA/MCSE Exam 70-291: Implementing, Managing, and Maintaining a Windows Server 2003 Network Infrastructure Guide & DVD Training System, Syngress Publishing, Rockland, 2003, p. 424

---

**QUESTION** 480

Exhibit, Network Topology



You are the network administrator for Certkiller .com. The network consists of a single Active Directory domain named Certkiller .com. All servers run Windows Server 2003. All client computers run Windows XP Professional and are members of the domain.

Certkiller 1 is a member server in the domain. Certkiller 4 provides DNS services for hosts in Certkiller .com and can currently resolve host name on the Internet.

You are connecting Certkiller .com to the network of an affiliate company named Foo. Foo's network consists of an Active Directory domain named foo.com. Foo.com hosts a Windows Server 2003 computer named Certkiller 2. Certkiller .com is a private domain and is not accessible from the Internet. The relevant portion of the network is shown in the exhibit.

Some of the servers that are registered in the foo.com DNS domain reside on the Certkiller .com network.

You need to configure Certkiller 1 to quickly resolve host names in Certkiller .com and foo.com. You need to ensure that Certkiller 1 can resolve names in the Certkiller .com domain if the router fails. You also need to ensure that Certkiller 1 can resolve host names on the Internet.

What should you do?

- A. On Certkiller 1, forward requests for Certkiller .com to 192.168.2.2.
- B. Configure Certkiller 1 to host a secondary zone for foo.com.
- C. On Certkiller 2, forward all requests for foo.com to 131.107.1.2.
- D. Configure Certkiller 2 to host a secondary zone for Certkiller .com

Answer: B

Explanation: A secondary zone is a read-only copy of a DNS zone that is transferred from an authoritative DNS server to another DNS server to provide redundancy. If you configure Certkiller 1 to host a secondary zone for foo.com then Certkiller 1 will be able to resolve host names for both Certkiller .com and foo.com also in case of router failure.

Incorrect answers:

A & C: Forwarding requests for Certkiller .com on Certkiller .com will not provide the necessary ability to resolve host names as requested in the question.

D: Configuring a secondary zone for Certkiller .com is correct, but in this case it should be Certkiller 1 that is configured to host the secondary zone and not Certkiller 2.

Reference:

James Chellis, Paul Robichaux and Matthew Sheltz, MCSA/MCSE: Windows Server 2003 Network Infrastructure Implementation, Management, and Maintenance Study Guide, p. 293

**QUESTION 481**

You are the network administrator for Certkiller .com. The network consists of a single Active Directory forest that contains two domain named asia. Certkiller .com and africa. Certkiller .com. The network contains Windows Server 2003 computers and Windows XP Professional computers. All client computers and 25 servers are dynamically assigned IP addresses by DHCP. All company computers are registered in either asia. Certkiller .com DNS zone or the africa. Certkiller .com DNS zone. All DNS servers contain copies of all zones. The written company network management policy states that computers cannot have duplicate host names. Client computers always connect to other computers by specifying only the name of the target computer. A fully qualified domain name (FQDN) is not required.

You need configure the client computers to ensure that all computer names can be resolved by using DNS without the domain name being specified. The configuration of client computers must be automated so that they do not need to be manually reconfigured if an additional domain is added to the forest.

What should you do?

- A. Configure the Append these DNS suffixes option in the DNS client configuration of each client computer.
- B. Configure the 015 DNS Domain Name option on all DHCP scopes.
- C. Configure the Default Domain Policy GPO in each domain. Enable the DNS Suffix Search List policy setting in the GPO.
- D. Configure the Default Domain Policy GPO in each domain. Enable the Primary DNS Suffix policy setting in the GPO.

Answer: C

Explanation: If you enter a DNS suffix search list, the DNS Client service adds those DNS suffixes in order and does not try any other domain names. Setting policy in a GPO takes care of automatically configuring that configuration of the client computers without manually having to configure all those client computers.

Incorrect answers:

- A: The Append These DNS Suffixes option lets you specify a list of DNS suffixes to add to unqualified names. This is just part of the solution and will not ensure that all computer names can be resolved without domain name specification. You also need to enable the DNS Suffix Search List policy setting.
- B: 015 DNS Domain Name is an option that specifies the domain name that DHCP clients should use when resolving unqualified names during DNS domain name resolution. This option also allows clients to perform dynamic DNS updates. However, this is not the solution.
- D: The primary DNS suffix is also known as the primary domain name and the domain name. Even with this option enabled, it will not solve your problem.

Reference:

J.C. Mackin, Ian McLean, MCSA/MCSE Self-Paced Training Kit (exam 70-291): Implementing, Managing, and Maintaining a Microsoft Windows Server 2003 network Infrastructure, Microsoft Press, Redmond, 2003, pp. 4:51, 7:13

---

**QUESTION 482**

You are the network administrator for Certkiller .com. The network contains five Windows Server 2003 computers that also functions as DNS servers. These are configured as in the Drag and Drop

exhibit below.

The Cairo and Stuttgart branches of Certkiller .com each have five client's computers. The London branch has 5,000 client computers. The Stockholm branch has 2,500 client computers.

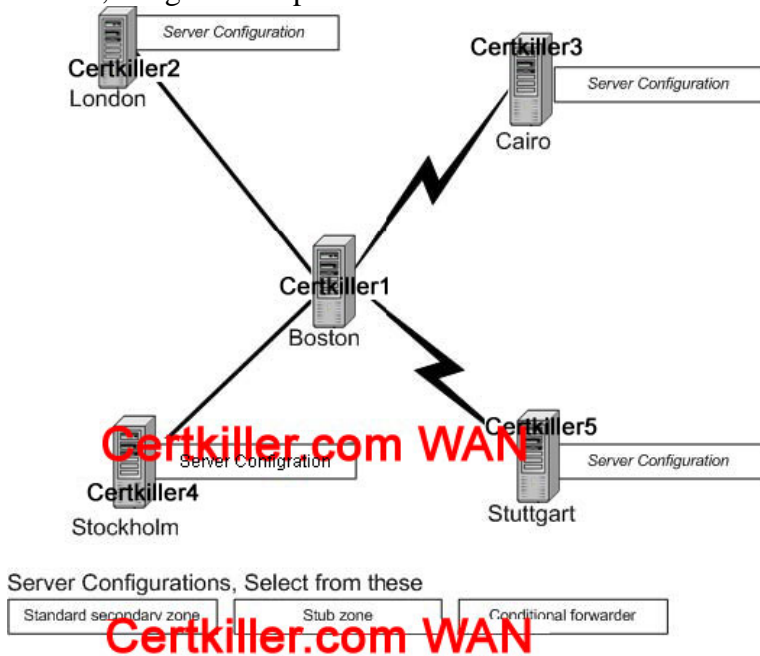
Certkiller 1 is located in the Certkiller .com main office in Boston. Certkiller 1 is the authoritative server for a zone named Certkiller .com. Certkiller .com management plans to update the network infrastructure in the main office. During these upgrades, there will be frequent changes to the name server (NS) resource records for Certkiller .com.

You need to ensure that each DNS server on the WAN has a dynamically updated list of NS records for Certkiller .com. You also need to minimize zone replication traffic across the slow connections and minimize DNS lookups on Certkiller 1.

How should you configure the DNS servers in the Certkiller .com's branches?

To answer, drag the appropriate server configuration to the correct server or servers.

Exhibit, Drag and Drop



Answer:

Certkiller 2 = Standard secondary zone.

Certkiller 4 = Standard secondary zone.

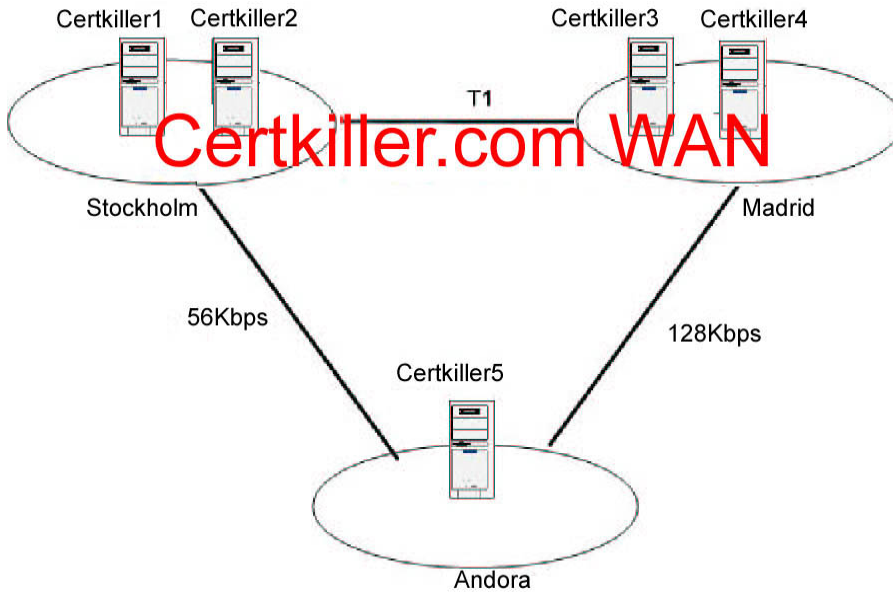
Certkiller 3 = Stub zone.

Certkiller 5 = Stub zone.

---

**QUESTION 483**

You are the network administrator for Certkiller .com. The network consists of a single Windows Server 2003 domain named Certkiller .com. The functional level of the Certkiller .com domain is Windows 2000 mixed. The network configuration is shown in the exhibit.



The servers are configured as shown in the following table.

Server Name	IP address	Server role	Operating system	Services and applications installed
Certkiller1	10.10.2.5	Domain controller	Windows Server 2003	DNS, WINS
Certkiller2	10.10.2.8	File and print server	Windows 2000 Server	WINS, DHCP
Certkiller3	10.10.22.1	Domain controller	Windows 2000 Server	DNS
Certkiller4	10.10.22.6	Application server	Windows 2000 Server	Winds, DHCP, Microsoft Exchange Server 5.5
Certkiller5	10.10.64.3	Domain controller	Windows Server 2003	DNS, WINS, DHCP

Certkiller 1 is the replication hub for the other WINS servers.

You need to reduce the lookup traffic between client computers and the WINS servers within each office. In addition, you need to optimize all network traffic between offices and within each office. You also need to ensure redundancy if the WINS service fails on any one of the servers.

How should you configure WINS forward lookups on Certkiller 1?

To answer, configure the appropriate option or options in the dialog box, and drag the two appropriate IP addresses to the correct locations.

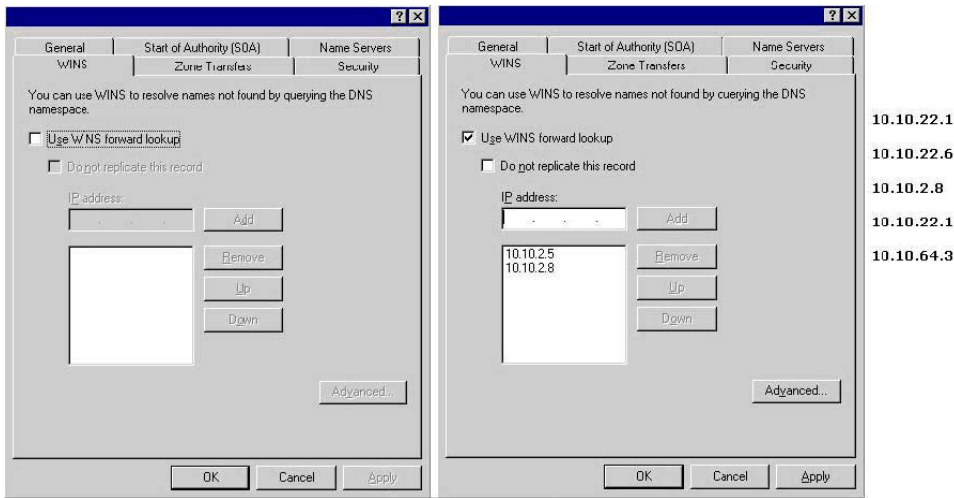
**IP Addresses**  
Select from these

- 10.10.2.5
- 10.10.2.8
- 10.10.22.1
- 10.10.22.6
- 10.10.2.8
- 10.10.22.1
- 10.10.22.6
- 10.10.64.3

**Dialog Box**  
Place here

The screenshot shows the 'Certkiller.com Properties' dialog box with the 'WINS' tab selected. The 'Use WINS forward lookup' checkbox is checked, and the 'Do not replicate this record' checkbox is unchecked. The 'IP address' field is currently empty.

Answer:



Explanation: To avoid WINS lookup traffic across the WAN links, you have to configure WINS forward lookups to Certkiller 1 and Certkiller 2 because they are local to the DNS server. You should configure the other WINS servers to replicate with Certkiller 1 during non-office hours.

Reference:


Deborah Littlejohn Shinder, Dr. Thomas W. Shinder, Chad Todd and Laura Hunter, Implementing, Managing, and Maintaining a Windows Server 2003 Network Infrastructure Guide & DVD Training System, Syngress Publishing Inc., Rockland, 2003, p. 362

### QUESTION 484

You are a network administrator for Certkiller .com. The network consists of a single Active Directory domain named Certkiller .com. All servers run Windows Server 2003. A domain controller named Certkiller 1 is configured as a DNS server.

Certkiller partners with City Power & Light. The City Power & Light network consists of three Active Directory domains. The City Power & Light domain structure and DNS servers are shown in the exhibit.





Servers in only the `cpandl.com` domain contain records that can be modified. DNS servers in the `research.cpandl.com` and `corp.cpandl.com` domains are configured as secondary servers to the DNS servers in the `cpandl.com` domain. Users in the Certkiller .com domain frequently access resources that are stored on servers in the `research.cpandl.com` and `corp.cpandl.com` domains.

You need to configure Certkiller 1 to allow users in the Certkiller .com domain to access resources in the `research.cpandl.com` and `corp.cpandl.com` domains. Your solution must be fault tolerant. You must also accomplish this task without affecting name resolution for Certkiller .

What should you do?

To answer, drag the appropriate domain name and IP address or addresses to the correct location or locations in the work area.

Domain Names

cpandl.com

All other domains

IP Addresses

172.16.0.1

172.16.0.2

172.16.0.3

172.16.0.4

172.16.0.5

172.16.0.6

Work Area

**Certkiller1 Properties** [?] [X]

server. Forward queries for names in the following DNS domains.

DNS domain:

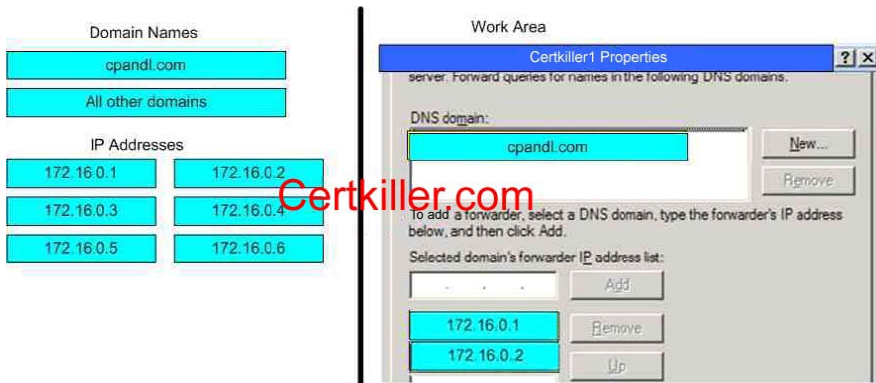
Place domain name here

To add a forwarder, select a DNS domain, type the forwarder's IP address below, and then click Add.

Selected domain's forwarder IP address list:

-	Add
Place IP address here	Remove
Place IP address here	Up

Answer:



Explanation: You can configure different forwarders for different domain names queried with Windows Server 2003. This is typically called conditional forwarding. A forwarder can be described as a DNS server which forwards external queries to suitable DNS servers. They inform your DNS server to which DNS servers to forward requests when it is queried by a client for a name for which it is not authoritative. Therefore, to configure Certkiller 1 to allow users in the Certkiller .com domain to access resources in the research.cpandl.com and corp.cpandl.com domains, the 172.16.0.1 and 172.16.0.2 address should be configured. When you configure multiple DNS forwarders, they are queried from top to bottom in a recursive manner, as is the case here. This improves fault tolerance.

Reference:

J. C. Mackin, Ian McLean, MCSA/MCSE Self-Paced Training Kit (exam 70-291): Implementing, Managing, and Maintaining a Microsoft Windows Server 2003 network Infrastructure, Microsoft Press, Redmond, 2003, Part 1, Chapter 5, p. 246

### QUESTION 485

You are the network administrator for Certkiller . The network consists of a single Active Directory domain. All servers run Windows Server 2003.

The network contains two DNS servers. These servers are configured to forward DNS queries to a DNS server at a local ISP for all Internet name resolution.

Users on your network report that they frequently cannot access Web sites on the Internet. You discover that the ISP's DNS server is frequently not available.

You need to ensure that users can access Web sites on the Internet when the ISP's DNS server is not available.

What should you do?

- A. Configure the DNS servers on the network with forwarder records to each other.  
Remove the forwarder to the ISP's DNS server.
- B. Configure the DNS servers on the network with conditional forwarders to the ISP's DNS server.
- C. Configure the DNS servers on the network to use the default root hints.  
Remove the forwarder to the ISP's DNS server.
- D. Configure the DNS servers on the network as authoritative servers for the Internet root DNS zone.

Answer: C

Explanation: A forwarder is a DNS server designated by other internal DNS servers to be used to forward queries for resolving external or offsite DNS domain names. It is used to inform DNS where to look for

name resolution when not in the local DNS database. With Windows Server 2003 conditional forwarding, recursive query requests can be subject to different DNS forwarder servers based on the domain name queried. The root hints file (cache hints file) contains host information needed to resolve names external of the authoritative DNS domains. It holds names and addresses of root DNS servers which are normally located on the Internet.

In this situation where the DNS servers are configured to forward DNS queries to a DNS server at a local ISP for all Internet name resolution. And users still report that they are unable to access Web sites on the Internet, you need to remove the forwarder to the ISP's DNS server so as to ensure that users can access Websites on the Internet even when the IPS's DNS server is not available.

Incorrect answers:

A: Configuring the DNS servers on the network with forwarder records to each other will not ensure that users will be able to access Websites on the Internet when the ISP's DNS server is not available.

B: Configuring conditional forwarders is not the solution.

D: Authoritative servers for the Internet root DNS zones will not ensure accessibility to Websites when the ISP's DNS server is not available.

Reference:

Diana Huggins, Windows Server 2003 Network Infrastructure Exam Cram 2 (Exam 70-291), Chapter 3

---

### **QUESTION** 486

You are the network administrator for Certkiller .com. The network consists of a single Active Directory forest, which contains 14 domains. All servers run Windows Server 2003.

Only DNS servers in the Certkiller .com domain have access to the Internet to resolve Internet DNS names.

You need to configure each DNS server so that unresolved queries are resolved by DNS servers in the Certkiller .com domain.

What should you do?

- A. Replace the root hints with the addresses of the DNS servers in the Certkiller .com domain.
- B. Create a stub zone named Certkiller .com that contains a copy of the Certkiller .com zone.
- C. Configure the default forwarding entry to forward data to DNS servers in the Certkiller .com domain.
- D. Configure a conditional forwarding entry for Certkiller .com that forwards data to DNS servers in the Certkiller .com domain.

Answer: C

Explanation: A forwarder is a DNS server that other internal DNS servers designate to forward queries for resolving external or offsite DNS domain names.

When a DNS name server receives a query, it attempts to locate the requested information within its own zone files. This could fail because the server is not authoritative for the domain requested, or because the server does not have the record cached from a previous lookup. In this case, the server must communicate with other name servers to resolve the request.

On a globally connected network like the Internet, DNS queries that are outside a local zone may require interaction with DNS name servers across wide area network (WAN) links outside of the organization. Creating DNS forwarders is a manner in which to designate specific name servers as being responsible for WAN-based DNS traffic. Specific DNS name servers can be selected to be forwarders to resolve DNS queries on behalf of other DNS servers.

Incorrect Answers:

A: The root hints file holds host information needed to resolve names outside of the authoritative DNS domains. Replacing the root hints will thus not help you in your task.

B: We can not use a stub zone which is in essence a partial copy of a zone that can be hosted by a DNS server and used to resolve recursive or iterative queries. Stub zones contain the Start of Authority (SOA) resource records of the zone, the DNS resource records that list the zone's authoritative servers and the glue address (A) resource records that are required for contacting the zone's authoritative servers. Stub zones are used to reduce the number of DNS queries on a network, and to decrease the network load on the primary DNS servers hosting a particular name.

D: Configuring a conditional forwarder will not solve your problem.

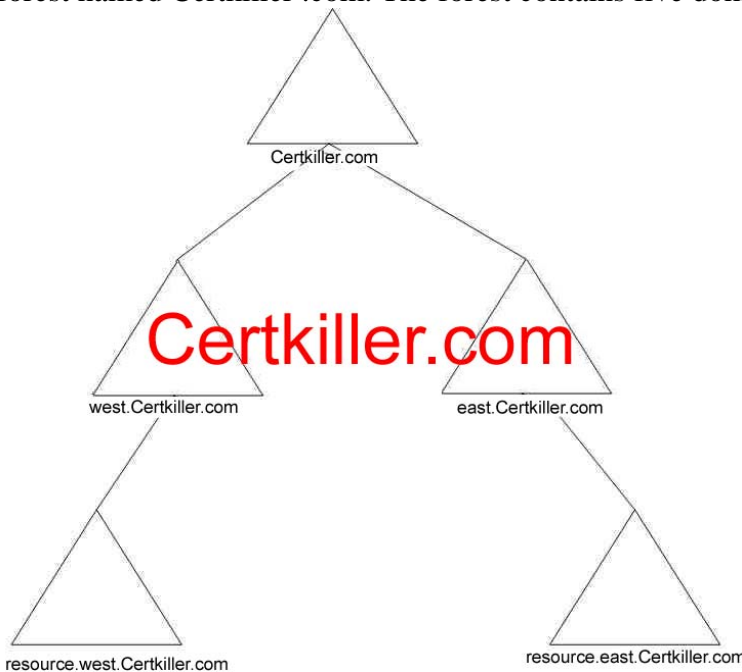
Reference:

**SERVER HELP**

Dan Balter, MCSA/MCSE Managing and Maintaining a Microsoft Windows Server 2003 Environment Exam Cram 2 (Exam 70-290), Chapter 6

**QUESTION 487**

You are a network administrator for Certkiller .com. The network consists of a single Active Directory forest named Certkiller .com. The forest contains five domains as shown in the exhibit.



Three Windows 2003 member servers are DNS servers and are configured as shown in the following table.

<b>Server name</b>	<b>Secondary zones hosted</b>
Certkiller 1	Certkiller .com, west. Certkiller .com, east. Certkiller .com
Certkiller 2	resource.west. Certkiller .com
Certkiller 3	resource.east. Certkiller .com

A Windows 2003 DNS server named Certkiller 4 is located in the perimeter network. All servers are configured with root hints. Certkiller 4 is not authoritative for any zone.

The Certkiller .com, west. Certkiller .com, and east. Certkiller .com zones do not contain any delegate records. Member servers in resource.west. Certkiller .com refer to Certkiller 2 as their only DNS server. You need to configure forwarding for Certkiller 2 by using the minimum amount of administrative effort. You must ensure that all resources in the forest and the Internet are accessible to the services on the member servers in resource.west. Certkiller .com by using DNS resolution. For which domain or domains should you configure forwarding on Certkiller 2? (Choose all that apply)

- A. Certkiller .com
- B. west. Certkiller .com
- C. east. Certkiller .com
- D. resource.west. Certkiller .com
- E. resource.east. Certkiller .com
- F. All other DNS domains.

Answer: B, C, E

Explanation: These are the domain that need to be configured forwarding to Certkiller 2 in order to make sure that all resources in the forest and the Internet are accessible to the services on the member service through DNS resolution, with the minimum amount of administrative effort.

Incorrect Answers:

A: Certkiller .com is the forest. To configure the forest with forwarding is impractical. To whom will forwarding occur?

D: This domain will not have the desired effect if configured with forwarding.

F: To configure all these domains amounts to too much administrative effort that would be unnecessary.

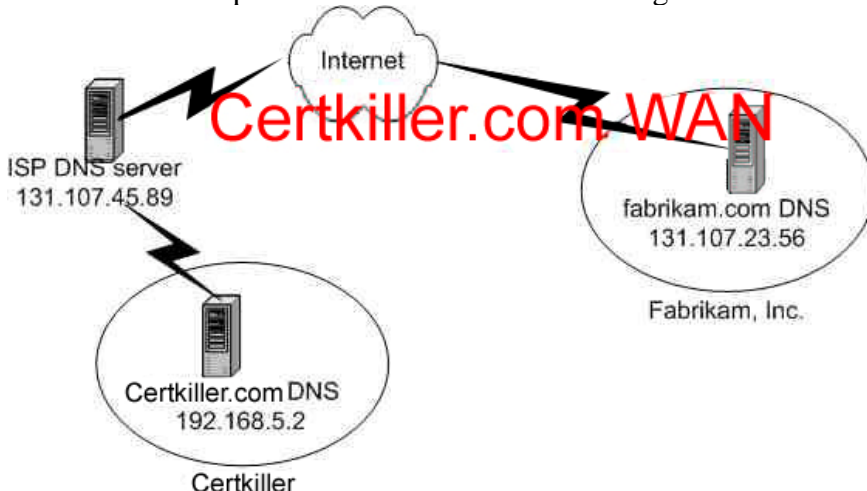
Reference:

Deborah Littlejohn Shinder, Dr. Thomas W. Shinder, Chad Todd and Laura Hunter, MCSA/MCSE: Exam 70-291: Implementing, Managing, and Maintaining a Windows Server 2003 Network Infrastructure Guide & DVD Training System, Syngress Publishing Inc., Rockland, 2003, p. 72

---

**QUESTION 488**

You are the network administrator for Certkiller .com. Certkiller is in a partnership with Fabrikam, Inc. The relevant portions of the network are configured as shown in the exhibit.



Users in the Certkiller .com domain frequently access resources in the fabrikam.com domain. You need to configure the DNS server to ensure that users in the Certkiller .com domain can resolve the names of servers in the fabrikam.com domain. You must ensure that users can continue to resolve names even if Fabrikam, Inc. makes changes to its DNS infrastructure. What should you do?

- A. Create a conditional forwarding entry on the Certkiller .com DNS server. Configure all requests for fabrikam.com to forward to 131.107.45.89.
- B. Create a conditional forwarding entry on the Certkiller .com DNS server. Configure all requests for fabrikam.com to forward to 131.107.23.56.
- C. Configure a stub zone of fabrikam.com on the Certkiller .com DNS server.
- D. Configure a stub zone of Certkiller .com on the fabrikam.com DNS server.

Answer: C

Explanation: Stub zones are useful when you need to enhance name resolution by supplying connections to authoritative DNS servers over domains. When you configure a stub zone of fabrikam.com on the Certkiller .com DNS server, the stub zone would send the users to the primary DNS server for fabrikam.com without resolving the names. This primary DNS server would then resolve the names of servers in the fabrikam.com domain. When administrators at fabrikam.com modify their DNS infrastructure configuration, these changes would automatically be replicated to the stub zone in the same manner as they would for a secondary server.

Incorrect Answers:

A, B: Creating conditional forwarding entries on the Certkiller .com DNS server to configure requests for fabrikam.com will not ensure that Certkiller .com users will be able to resolve hostnames in the fabrikam.com domain.

D: You should configure a stub zone of Fabrikam.com instead of Certkiller .com on the corresponding DNS server.

Reference:

J. C. Mackin, Ian McLean, MCSA/MCSE Self-Paced Training Kit (exam 70-291): Implementing, Managing, and Maintaining a Microsoft Windows Server 2003 network Infrastructure, Microsoft Press, Redmond, 2003, Part 1, Chapter 5, p. 307

---

### **QUESTION** 489

You are the network administrator for Certkiller .com. Certkiller includes two divisions: Contoso, Ltd. and Fabrikam, Inc. The two divisions are in separate locations. The two locations are connected by a WAN connection.

The network consists of two single-domain Active Directory forests. The domain names are contoso.com and fabrikam.com. All domain controllers run Windows Server 2003. All domain controllers are configured as DNS servers. All computers in each domain are configured to use the local domain controller for DNS.

Users in the contoso.com domain frequently need to access several Web servers in the fabrikam.com domain. However, when the users attempt to connect, they receive an error message stating that the servers cannot be located.

You need to ensure that users in the contoso.com domain can access the Web servers in the fabrikam.com domain. Your solution must have a minimal effect on the current name resolution and

should require minimal administrative effort to maintain.

What are two possible ways to achieve this goal? (Each correct answer presents a complete solution. Choose two)

A. On the DNS servers in the contoso.com domain, create a secondary zone for the fabrikam.com domain. Configure one of the DNS servers in the fabrikam.com domain as the primary DNS server for the zone.

B. Configure the DNS servers in the contoso.com domain with a primary zone for the fabrikam.com domain.

Create a host (A) resource record for each of the Web servers in the fabrikam.com domain.

C. On the DNS servers in the contoso.com domain, create an Active Directory-integrated stub zone for the fabrikam.com domain.

Configure one of the DNS servers in the fabrikam.com domain as the primary DNS server for the zone.

D. Create a forwarder entry on the DNS servers in the contoso.com domain.

Configure the servers to forward all unresolved requests to a DNS server in the fabrikam.com domain.

Answer: A, D

Explanation: Creating a secondary zone for the fabrikam.com domain on the DNS servers in the contoso.com domain and configuring one of the DNS servers in the fabrikam.com domain as the primary DNS server for the zone, will create a copy of the primary zone on the computer. The primary DNS server would hold a master copy of the zone database that would be replicated to the secondary zone. Remember that the secondary zone is a read-only copy of the zone database. Configuring the DNS servers in the contoso.com domain to forward all unresolved requests to a DNS server in the fabrikam.com domain ensures that users in the contoso.com domain can still access the Web servers in the fabrikam.com domain when the copy of the primary zone cannot resolve requests.

Incorrect Answers:

B: Configuring a primary zone for the fabrikam.com domain on the DNS server in the Contoso.com domain and creating a host (A) resource record will not work in this scenario.

C: Creating a stub zone will maintain only a list of authoritative name servers for a particular zone. The purpose of a stub zone is to ensure that DNS servers hosting a parent zone are aware of authoritative DNS servers for its child zones. But if you are to carry out your task with minimal disruption and minimal administrative effort then this is not the way to go.

Reference:

J. C. Mackin, Ian McLean, MCSA/MCSE Self-Paced Training Kit (exam 70-291): Implementing, Managing, and Maintaining a Microsoft Windows Server 2003 network Infrastructure, Microsoft Press, Redmond, 2003, Part 1, Chapter 5, pp. 204, 246-249

---

### **QUESTION** 490

You are the administrator of an Active Directory domain named Certkiller .com. All servers run Windows Server 2003.

You configure a server named Certkiller 3 as the DNS server for the domain.

Certkiller recently started using a new ISP. Since the change to the new ISP occurred, users report that they cannot access Internet Web sites by using their fully qualified domain names (FQDNs).

You manually configure a test computer to use the DNS server address of the new ISP. The test computer can successfully access Internet Web sites by using their FQDNs.

You need to ensure that network users can access Internet Web sites by using their FQDNs, while ensuring that user access to internal resources is not disrupted.

What are two possible ways to achieve this goal? (Each correct answer presents a complete solution. Choose two)

- A. Create a root zone on Certkiller 3.
- B. Configure Certkiller 3 to use the default root hints.
- C. Configure a forwarder on Certkiller 3 to the new ISP's DNS server.
- D. Configure all computers on your network to use the new ISP's DNS server.

Answer: B, C

Explanation: Forwarders are used to inform DNS where to look for name resolution when not in the local DNS database. With Windows Server 2003 conditional forwarding, recursive query requests can be subject to different DNS forwarder servers based on the domain name queried. The root hints file (cache hints file) contains host information needed to resolve names external of the authoritative DNS domains. It holds names and addresses of root DNS servers which are normally located on the Internet. In this situation where your network is connected to the Internet, the root hints file should contain the addresses of the root DNS servers on the Internet. With the default installation of Windows Server 2003, DNS uses the root hints file. It is not necessary to configure forwarders to access the Internet. Even though it is recommended to configure forwarders to point to your external domain, root hints will function quite fine.

Incorrect Answers:

A: You do not need to create root zones when what you should be doing is configuring Certkiller 3 to use default root hints.

D: All computers should not be configured to use the new ISP's DNS server; you just need to configure a forwarder on Certkiller 3.

Reference:

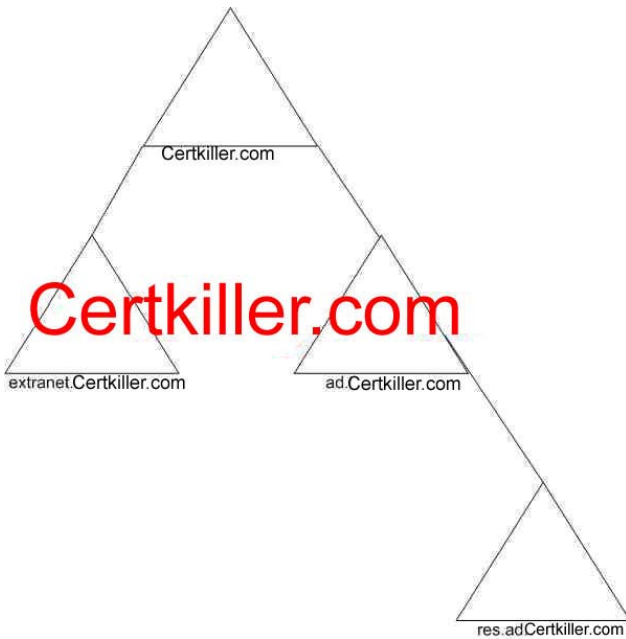
Diana Huggins, Windows Server 2003 Network Infrastructure Exam Cram 2 (Exam 70-291), Chapter 3  
J. C. Mackin, Ian McLean, MCSA/MCSE Self-Paced Training Kit (exam 70-291): Implementing, Managing, and Maintaining a Microsoft Windows Server 2003 network Infrastructure, Microsoft Press, Redmond, 2003, Part 1, Chapters 4 & 5, pp. 193-194; 247.

---

**QUESTION 491**

You are the network administrator for Certkiller .com. The network consists of a DNS domain named Certkiller .com. The DNS domain structure is shown in the exhibit.





Each domain contains six DNS servers. All DNS servers run Windows Server 2003.

Users in the extranet. Certkiller .com domain frequently access resources in the res.ad. Certkiller .com domain. Several users in the extranet. Certkiller .com domain report slow response times when they attempt to access resources in the res.ad. Certkiller .com domain.

You examine the users' client computers and discover that it takes a long time to resolve DNS names in the res.ad. Certkiller .com domain.

You need to ensure that the client computers in the extranet. Certkiller .com domain do not experience slow response times when they resolve names in the res.ad. Certkiller .com domain.

What are two possible ways to achieve this goal? (Each correct answer presents a complete solution. Choose two)

- A. Configure the DNS servers in the res.ad. Certkiller .com domain to use the DNS servers in the Certkiller .com domain as root hints.
- B. Configure the DNS servers in the extranet. Certkiller .com domain to use the DNS servers in the Certkiller .com domain as root hints.
- C. Configure the DNS servers in the extranet. Certkiller .com domain to perform conditional forwarding to res.ad. Certkiller .com domain.
- D. Configure the DNS servers in the res.ad. Certkiller .com domain to use a stub zone that contains the extranet. Certkiller .com domain.
- E. Configure the DNS servers in the extranet. Certkiller .com domain to use a stub zone that contains the res.ad. Certkiller .com domain.

Answer: C, E

Explanation: When, after receiving and forwarding a query from an internal client, the local forwarding server receives a query response back from 207.46.132.23, the local forwarding server then passes this query response back to the original querying client. The process of forwarding selected queries in this way is known as conditional forwarding. Thus conditional forwarding should also cut down the slow response time for the client computers in the extranet. Certkiller .com domain when they resolve names in the

res.ad. Certkiller .com domain.

Alternatively you could also have the extranet. Certkiller .com DNS servers make use of a stub zone that contains the res.ad. Certkiller .com domain. A stub zone is a copy of a zone containing only those resource records necessary to identify the authoritative DNS servers for the master zone. This should ensure that the users will not experience slow response times when resolving names in the res.ad. Certkiller .com domain.

Incorrect answers:

A, B: Configuring the DNS servers of either the res.ad. Certkiller .com domain or the extranet. Certkiller .com domain to make use of root hints of each other's domains, is not going to ensure that the extranet. Certkiller .com client computers not experience slow response times when they resolve names in the res.ad. Certkiller .com domain.

D: You need to configure the extranet. Certkiller .com DNS servers to use a res.ad. Certkiller .com containing stub zone and not the res.ad. Certkiller .com domain that contains the extranet. Certkiller .com domain.

Reference:

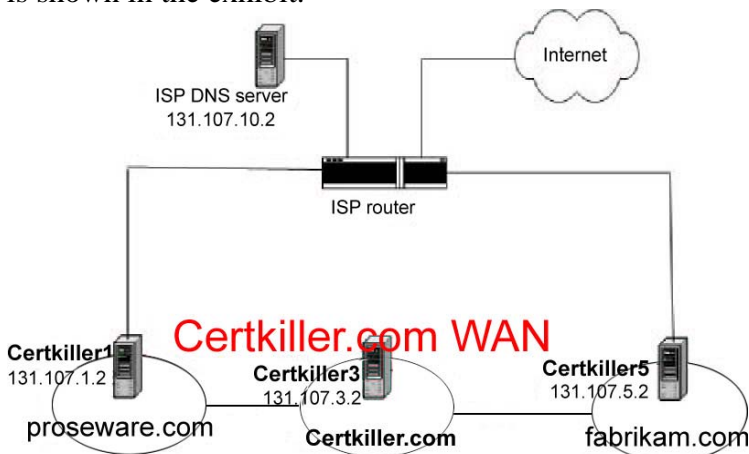
J. C. Mackin, Ian McLean, MCSA/MCSE self-paced Training Kit (exam 70-291): Implementing, Managing, and Maintaining a Microsoft Windows Server 2003 Network Infrastructure, Microsoft Press, Redmond, 2003, Chapter 5, p. 4

---

**QUESTION 492**

You are a network administrator for Fabrikam, Inc. A German company named Certkiller GmbH., recently acquired Fabrikam, Inc., and another company named Proseware, Inc. Your team is responsible for establishing connectivity between the companies.

Each of the three companies has its own Active Directory forest. The relevant portion of the network is shown in the exhibit.



Certkiller 1, Certkiller 3, and Certkiller 5 run Windows Server 2003. Each of these servers is the DNS server for its respective domain. All three servers can currently resolve Internet host names.

Certkiller 3 is configured as a secondary zone server for fabrikam.com and proseware.com.

You need to configure Certkiller 5 to resolve host names for Certkiller .com and proseware.com as quickly as possible, without adding new zones to Certkiller 5.

Which two actions should you perform? (Each correct answer presents part of the solution. Choose two)

- A. Forward requests for Certkiller .com to 131.107.1.2.
- B. Forward requests for Certkiller .com to 131.107.3.2.
- C. Forward requests for Certkiller .com to 131.107.10.2.

- D. Forward requests for proseware.com to 131.107.1.2.
- E. Forward requests for proseware.com to 131.107.3.2.
- F. Forward requests for proseware.com to 131.107.10.2.

Answer: B, D.

Explanation: Certkiller 3 (10.107.3.2) is able to resolve hostnames for Certkiller .com, proseware.com and fabrikam.com. Therefore to resolve hostnames for Certkiller .com and proseware.com as quickly as possible, you could forward resolution requests for these two domains to Certkiller 3 (10.107.3.2). However, while answers D and E would both work for proseware.com, it is probably better to forward requests for proseware.com to the primary DNS server for that domain (131.107.1.2).

Incorrect Answers:

- A: 131.107.1.2 can resolve hostnames for proseware.com, but not Certkiller .com.
- C: 131.107.10.2 can resolve Internet domain names, but not hostnames for proseware.com or Certkiller .com.
- E: This would work, and so could be an answer, though it would be better to forward requests for proseware.com to the primary DNS server for that domain in question.
- F: 131.107.10.2 can resolve Internet domain names, but not hostnames for proseware.com or Certkiller .com. Thus this option should not be followed.

Reference:

Deborah Littlejohn Shinder, Dr. Thomas W. Shinder, Chad Todd and Laura Hunter, Implementing, Managing, and Maintaining a Windows Server 2003 Network Infrastructure Guide & DVD Training System, Syngress Publishing Inc., Rockland, 2003, pp. 509-514

---

### **QUESTION** 493

You are the Network Administrator for the Paris branch office of Certkiller .

The Paris office has a Windows Server 2003 DNS primary zone named Certkiller .com. All computers in the Paris office are configured to use Server10 as their preferred DNS server.

The Berlin office of Fourth Coffee has a UNIX DNS server named Server11. Server11 host a primary zone named engineering. Certkiller .com. The refresh interval of the engineering. Certkiller .com zone is set to 24 hours.

In the Berlin office, a firewall filters all incoming network traffic from other offices. A rule on this firewall prevents all computers from the Paris office network, except Server10, from performing DNS lookups against Server11.

There is a business requirement that no delay should occur between the times that a new record is created in the engineering. Certkiller .com zone and the time that the record can be resolved from any computers in the Paris office. All computers in the Paris office must be able to resolve names in the engineering. Certkiller .com namespace.

You need to configure DNS on Server10 to meet the requirements.

What should you do?

- A. Set up a stub zone named engineering. Certkiller .com.
- B. Set up conditional forwarding to Server11 for the engineering. Certkiller .com namespace.
- C. In the Certkiller .com zone, set up a delegation to the engineering. Certkiller .com zone on Server1.
- D. Set up a secondary zone named engineering. Certkiller .com that has Server11 as master.

Answer: B

Explanation: The firewall in the Berlin office allows only Server10 to communicate with Server11. No clients in the Paris office can send DNS queries to Server11 because their attempts will be blocked by the firewall. Therefore, you need Server10 to communicate with Server11 to resolve hostnames in the Berlin office. You can achieve this by configuring conditional forwarding to Server11 for the engineering. Certkiller .com namespace. When Server10 receives a hostname resolution request for a host in the Berlin office, Server10 would query Server11. Server10 will then provide the information to the client.

Incorrect Answers:

A: A stub zone lists the authoritative DNS servers for zone. With this solution, Server10 would inform the clients in the Paris office to query Server11 for hostname resolution. The Berlin firewall would block the DNS query from the client.

C: A delegation lists the authoritative DNS servers for zone. With this solution, Server10 would inform the clients in the Paris office to query Server11 for hostname resolution. The Berlin firewall would block the DNS query from the client.

D: This would enable successful resolution. However, changes to the zone on Server11 would not immediately be replicated to Server10 because the refresh interval is set to 24 hours.

Reference:

Deborah Littlejohn Shinder, Dr. Thomas W. Shinder, Chad Todd and Laura Hunter, Implementing, Managing, and Maintaining a Windows Server 2003 Network Infrastructure Guide & DVD Training System, Syngress Publishing Inc., Rockland, 2003, pp. 424-426

---

**QUESTION 494**

You are the network administrator Certkiller . The network consists of two Active Directory Domains named Certkiller .com and asia. Certkiller .com.

The Domain controllers in each domain are also configure as DNS servers. All Domain controllers in the asia. Certkiller .com domain host the asia. Certkiller .com zone and are configured to forward unresolved queries to the DNS server in the Certkiller .com domain. All domain controllers in the Certkiller .com domain contain a copy of the Certkiller .com zone and a delegation for asia. Certkiller .com The configuration of the DNS servers in each domain is in the following table.

<b>Domain</b>	<b>Local DNS zones</b>	<b>Delegation for</b>	<b>Forward to</b>
Certkiller .com	Certkiller .com	Asia. Certkiller .com	None
Asia. Certkiller .com	Asia. Certkiller .com	None	Certkiller .com DNS Servers

You need to verify that names in the asia. Certkiller .com namespace can be successfully resolved from the Certkiller .com domain controllers.

What should you do on one of the domain controllers in the Certkiller .com domain?

A. Open the DNS server properties in the DNS console on the Monitoring tab, perform a simple lookup test

B. Open the DNS server properties in the DNS console on the Monitoring tab, perform a recursive lookup test.

C. From the command prompt, run the following command:

Nslookup - querytype=soa asia. Certkiller .com

D. From the command prompt, run the following command:

Nslookup - querytype=ns asia. Certkiller .com

Answer: D

Explanation: The Certkiller .com DNS servers have delegation for the asia. Certkiller .com zone. This means that the Certkiller .com zone contains NS records for the asia. Certkiller .com DNS servers. You need to test the NS records to ensure that the Certkiller .com DNS servers forward resolution requests for hosts in asia. Certkiller .com to the asia. Certkiller .com DNS servers.

Incorrect Answers:

A: This solution does not specifically test the name resolution of hosts in asia. Certkiller .com. It just verifies that the server can perform a simple lookup test.

B: This solution does not specifically test the name resolution of hosts in asia. Certkiller .com. It just verifies that the server can perform a recursive lookup test.

C: This solution would tell you which DNS server is authoritative for the asia. Certkiller .com zone. It does not confirm that names in the asia. Certkiller .com namespace can be successfully resolved from the Certkiller .com domain controllers.

Reference:

Deborah Littlejohn Shinder, Dr. Thomas W. Shinder, Chad Todd and Laura Hunter, Implementing, Managing, and Maintaining a Windows Server 2003 Network Infrastructure Guide & DVD Training System, Syngress Publishing Inc., Rockland, 2003, p. 534

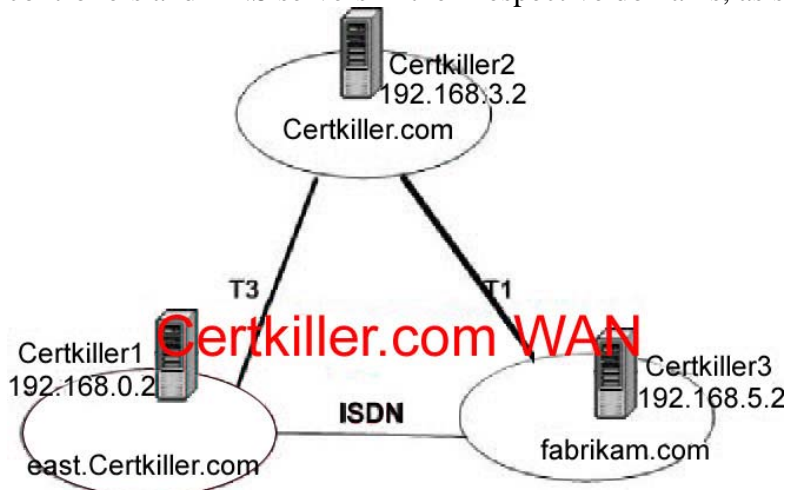
---

### QUESTION 495

You are a network administrator for Fabrikam, Inc. The Fabrikam, Inc., network consists of a forest that contains a single Active Directory domain named fabrikam.com.

Fabrikam, Inc., was recently acquired by Certkiller . The Certkiller network consists of a forest that contains two Active Directory domains named Certkiller .com and east. Certkiller .com.

Certkiller 1, Certkiller 2, and Certkiller 3 are Windows Server 2003 computers. They function as domain controllers and DNS servers in their respective domains, as shown in the exhibit.



You need to configure name resolution for the Certkiller .com domain on Certkiller 3. Computers in the fabrikam.com domain should resolve names in Certkiller .com as quickly as possible. Name resolution to Certkiller .com should also be fault tolerant.

How should you configure the DNS forwarder IP addresses.

To answer, drag the appropriate IP addresses to the correct locations in the dialog box.

**Place here**

**IP Addresses**

- 192.168.0.2
- 192.168.5.2
- 192.168.3.251
- 192.168.95.2

**Certkiller3 Properties**

Debug Logging | Event Logging | Monitoring | Security  
Interfaces | Forwarders | Advanced | Root Hints

Forwarders are servers that can resolve DNS queries not answered by this server. Forward queries for names in the following DNS domains.

DNS domain:  
All other DNS domains  
Certkiller.com

New...  
Remove

To add a forwarder, select a DNS domain, type the forwarder's IP address below, and then click Add.

Selected domain's forwarder IP address list:  
192.168.3.2

Add  
Remove  
Up  
Down

Number of seconds before forward queries time out: 5

Do not use recursion for this domain

Answer:

**Place here**

**IP Addresses**

- 192.168.0.2
- 192.168.5.2
- 192.168.3.251
- 192.168.95.2

**CERTKILLER3 Properties**

Debug Logging | Event Logging | Monitoring | Security  
Interfaces | Forwarders | Advanced | Root Hints

Forwarders are servers that can resolve DNS queries not answered by this server. Forward queries for names in the following DNS domains.

DNS domain:  
All other DNS domains  
Certkiller.com

New...  
Remove

To add a forwarder, select a DNS domain, type the forwarder's IP address below, and then click Add.

Selected domain's forwarder IP address list:  
192.168.3.2

Add  
Remove  
Up  
Down

Number of seconds before forward queries time out: 5

Do not use recursion for this domain

Explanation: All queries received for the domain Certkiller .com will now be forwarded to the DNS server 192.168.3.2. When a query response is received back from 192.168.3.2, it will be passed back to the computers in the fabrikam.com domain. Certkiller 3 now knows to which DNS server to forward requests when it is queried by a client for a name.

Reference:

J. C. Mackin, Ian McLean, MCSA/MCSE Self-Paced Training Kit (exam 70-291): Implementing, Managing, and Maintaining a Microsoft Windows Server 2003 network Infrastructure, Microsoft Press, Redmond, 2003, Part 1, Chapter 5, pp. 246-250.

**QUESTION 496**

You are the network administrator for Certkiller .com. The network consists of a single Active Directory forest. The forest contains one domain named Certkiller .com.

The network contains two subnets named subnet A and subnet B. The two subnets are connected by a router. The network also contains four Windows Server 2003 computers, 300 Windows 2000 Professional computers, and 25 Windows NT Server 4.0 computers. Three of the servers are configured as shown in the following table.

Server	Server role	Installed applications and services	Operating system	Subnet
CertkillerSrvA	Domain controller	Active Directory-integrated DNS, Certificate Services	Windows Server 2003	A
CertkillerSrvB	Mail server	Microsoft Exchange Server 5.5	Windows NT Server	A
CertkillerSrvC	File and print server	WINS, DHCP, secondary DNS	Windows 2000 Server	B

The DNS zone currently records for only Windows 2000 Professional computers. Each client computer is configured to transmit name resolution requests to Certkiller SrvA and Certkiller SrvC. Users are able to access all resources on the network.

You plan to change the TCP/IP settings for each client computer to remove the pointer to Certkiller SrvC.

You need to ensure that the client computers can continue to access e-mail.

What should you do?

- A. In the advanced TCP/IP settings, enable NetBIOS over TCP/IP.
- B. In the advanced TCP/IP settings, enable Lmhosts lookup.
- C. In the properties of Certkiller .com, add a name server (NS) resource record for Certkiller SrvC.
- D. In the properties of Certkiller .com, enable WINS forward lookup.

Answer: D

Explanation: The mail server is a Windows NT server. The Windows NT server does not have a record in DNS. To locate the mail server, the clients query the WINS server - WINS resolves NetBIOS names to IP addresses. The question states that the clients will be configured to not query the WINS server. Certkiller SrvC hosts the WINS service. This means that the client computers will not be able to locate the mail server. To resolve this issue, you need to configure the DNS server to forward unresolved requests to the WINS server. You do this by enabling WINS forward lookup on the DNS server.

Incorrect Answers:

A: This will not enable the clients to locate the mail server.

B: This will not work either because the mail server does not have an entry in the LMhosts file.

C: NS records point to DNS servers. The DNS server is not able to resolve the address of the mail server.

Reference:

Deborah Littlejohn Shinder, Dr. Thomas W. Shinder, Chad Todd and Laura Hunter, Implementing, Managing, and Maintaining a Windows Server 2003 Network Infrastructure Guide & DVD Training System, Syngress Publishing Inc., Rockland, 2003, pp. 526-528

**QUESTION 497**

You are the network administrator for Certkiller .com. The network contains Windows Server 2003 domain controllers, Windows Server 2003 DNS servers, and Windows XP Professional computers. Certkiller installs a firewall. The written company security policy allows only SMTP, HTTP, and DNS traffic through the firewall.

You need to allow internal DNS servers to resolve names on the Internet. You need to allow SMTP and HTTP traffic through the firewall.

You need to enable the firewall for the needed services and applications.

Which port or ports should you specify?

To answer, drag the appropriate port or ports to the firewall.

Ports, Select from these

Work Area

TCP/UDP 25

TCP/UDP 53

TCP/UDP 80

TCP/UDP 110

TCP/UDP 389

TCP/UDP 443

Place here

Place here

Place here

Place here

Answer:

Ports, Select from these

Work Area

TCP/UDP 110

TCP/UDP 389

TCP/UDP 443

TCP/UDP 25

TCP/UDP 53

TCP/UDP 80

Place here

Explanation:

Well-known ports are the following:

SMTP port number is TCP/UDP 25.

DNS port number is TCP/UDP 53.

HTTP port number is TCP/UDP 80.

POP3 port number is TCP/UDP 110.

LDAP port number is TCP/UDP 383.

HTTPS port number is TCP/UDP 443.

Reference:

Deborah Littlejohn Shinder, Dr. Thomas W. Shinder, Chad Todd and Laura Hunter, Implementing, Managing, and Maintaining a Windows Server 2003 Network Infrastructure Guide & DVD Training System, Syngress Publishing Inc., Rockland, 2003, p. 732

<http://www.microsoft.com/technet/treeview/default.asp?url=/technet/prodtechnol/windows2000serv/reskit/tcpip/part4/tcpappc.asp>

**QUESTION 498**

You are a network administrator for Certkiller . The network consist of a single Active Directory



domain named Certkiller .de.

Users regularly browse the internal network and the Internet from their client computers. All Web and e-mail hosting for a separate DNS domain named Certkiller .com is outsourced to an ISP. All name resolution requests for Certkiller .com are resolved by the ISP. You have no administrative control over the DNS servers at the ISP. You cannot list the contents of Certkiller .com by using the nslookup command on the DNS servers at the ISP.

A Windows Server 2003 computer named Certkiller 1 is configured with a primary zone for Certkiller .de. All root hints have been removed from Certkiller 1. All client computers refer to this DNS server for name resolution.

You need to configure DNS resolution to ensure that all client computers can locate and access resources in Certkiller .net, Certkiller .com, and the Internet.

What should you do?

- A. Configure a secondary zone for Certkiller .com on Certkiller 1.
- B. Configure a primary zone for Certkiller .com on Certkiller 1.
- C. Configure conditional forwarding for Certkiller .com with the IP address of the DNS server at the ISP.
- D. Configure a simple forwarding with the default settings with the IP address of the DNS server at the ISP.

Answer: D

Explanation: All queries from DNS servers within the organization to resolve names external to the organization can be sent through one (or more) forwarder for resolution. To accomplish this, the internal DNS servers must also be configured to forward queries for which they are not authoritative by providing the forwarding DNS server(s) IP address. Simple forwarding is akin to caching-only. This option of configuring simple forwarding with the default settings will ensure that all client computers will be able to locate and access resources in the Certkiller .net, Certkiller .com and the Internet.

Incorrect answers:

A: A secondary zone is a copy of the zone that is copied from the master server when replication of the zone occurs via zone transfer. This will not ensure that client computers can locate and access resources in the required domains and the Internet.

B: A primary zone is the copy of the zone to which updates are made. A DNS server that is authoritative for a particular zone will make updates to the primary zone. But this will not comply with what is required by the client computers.

C: Being able to selectively set up different forwarders for different domain names queried, is referred to as conditional forwarding. At the same time, you are able to enable or disable recursion for each of those domains separately. This is not what you should be doing under the circumstances, you should configure simple forwarding to enable the client computers to locate and access resources in the said domains and the Internet.

Reference:

Deborah Littlejohn Shinder, Dr. Thomas W. Shinder, Chad Todd & Laura Hunter, MCSA/MCSE Exam 70-291: Implementing, Managing, and Maintaining a Windows Server 2003 Network Infrastructure Guide & DVD Training System, Syngress Publishing, Rockland, 2003, pp. 424, 442, 494

---

**QUESTION 499**

You are the network administrator for Certkiller . The network consists of two subnets: 10.10.10.0/24

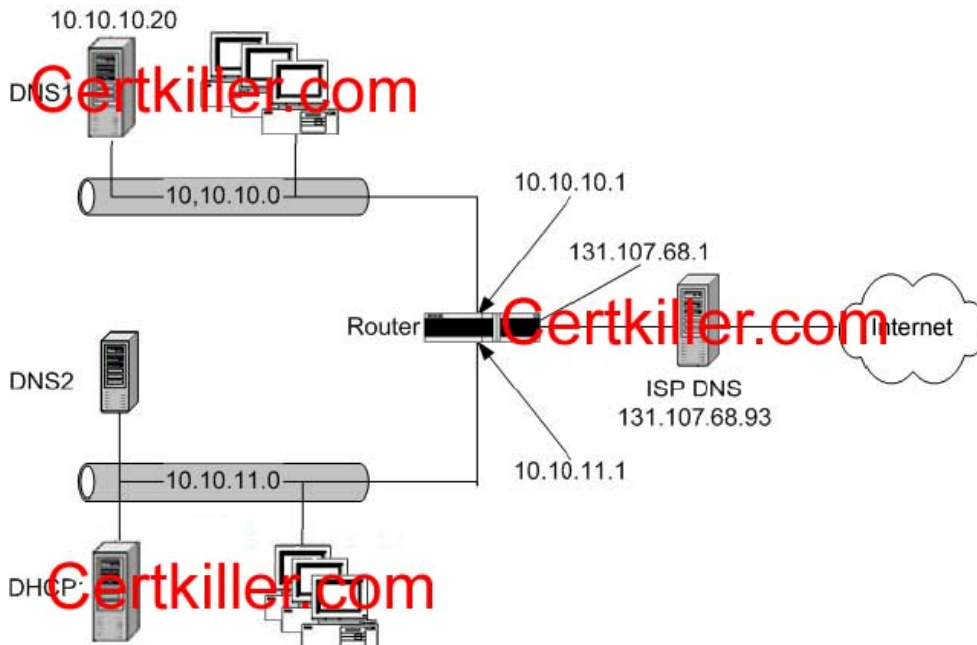
and 10.10.11.0/24.

One a nonbusiness day, you replace previous DNS servers with Windows Server 2003 DNS servers. The BIND servers used IP addresses 10.10.10.10 and 10.10.11.10. The Windows Server 2003 DNS server named DNS1 will use IP address 10.10.10.20. The Windows Server 2003 DNS server named DNS2 will use IP address 10.10.11.20.

The IP configuration of NDS is shown in the IP Configuration exhibit.



A router has IP addresses 10.10.10.1, 10.10.11.1, and 131.107.68.1. The router routes traffic between both LAN subnets and between the LAN and the Internet as shown in the Network exhibit.



The router blocks outbound UDP port 53 traffic to all addresses except 131.107.68.1.

A DHCP server named DHCP1 has two scopes to provide IP address configuration to 600 Windows XP Professional computers on the two subnets.

On the next business day, users report that they can access all LAN hosts and the intranet, but they cannot access Internet Web sites. You can access the intranet and public Internet Web sites from the DNS servers.

You want to allow all users to access public Internet Web sites and the intranet. You want to log all DNS queries from the LAN on the two new Windows Server 2003 DNS servers.

What should you do?

- A. Configure both DHCP server scope options to use 10.10.10.20, 10.10.11.20, and 131.107.68.93 for DNS IP addresses.
- B. Configure both DNS servers to use 131.107.68.93 as a forwarder.
- C. Add the Internet service provider's (ISP) DNS server to the name servers list in your zone.
- D. Configure both DNS servers to allow zone transfer to 131.107.68.93.

Answer: B

Explanation: All queries from DNS servers within the organization to resolve names external to the organization can be sent through one (or more) forwarder for resolution. To accomplish this, the internal DNS servers must also be configured to forward queries for which they are not authoritative by providing the forwarding DNS server(s) IP address. Simple forwarding is akin to caching-only. Configuring both the DNS servers to use 131.107.68.93 as a forwarder will allow all users access to the Internet as well as the intranet while still providing you with the opportunity to log all DNS queries from the LAN to the new DNS servers.

Incorrect answers:

A: This is not a DHCP scope issue. This option will not afford you the opportunity to log all DNS queries from the LAN to the new DNS servers.

C: Adding the ISP's DNS server to the name servers list in your zone is not the solution under the given

circumstances.

D: Allowing zone transfers to 131.107.68.93 is not the issue you should rather configure the DNS servers to use that address as a forwarder as that will allow you to log DNS queries from the LAN to all the zones and the Internet.

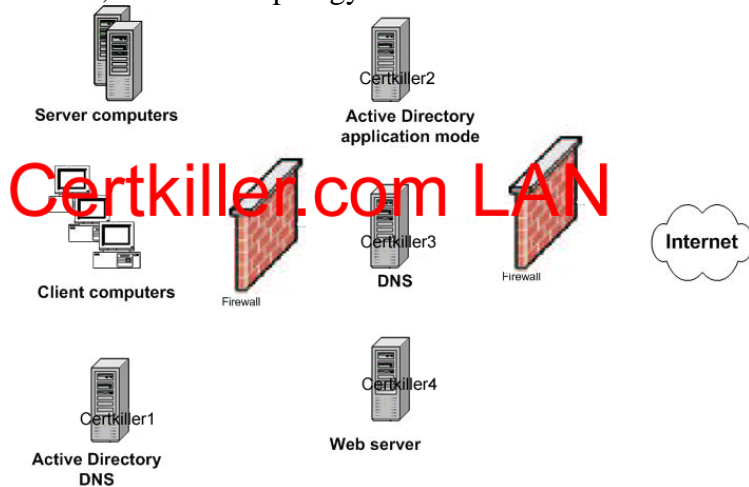
Reference:

Deborah Littlejohn Shinder, Dr. Thomas W. Shinder, Chad Todd & Laura Hunter, MCSA/MCSE Exam 70-291: Implementing, Managing, and Maintaining a Windows Server 2003 Network Infrastructure Guide & DVD Training System, Syngress Publishing, Rockland, 2003, pp. 424, 442, 494

---

**QUESTION 500**

Exhibit, Network Topology



You are the network administrator for Certkiller .com. The network consists of a single Active Directory domain named Certkiller .com. A company Web site named www. Certkiller .com is hosted in the perimeter network.

The network is shown in the exhibit. All servers run Windows Server 2003. All client computers run Windows XP Professional.

The DNS servers are configured as shown in the following table.

Server name	IP address	Zone hosted	Zone Type
Certkiller 1	10.10.1.1	Corp. Certkiller .com	Active Directory integrated
Certkiller 3	131.107.0.88	Certkiller .com	Standard primary

Certkiller 3 is configured to forward external DNS requests to a DNS server at the local ISP. Half of the client computers are configured to use 10.10.1.1 as their preferred DNS server. The other half are configured to use 131.107.0.88 as their preferred DNS server. You discover that name resolution is inconsistent. Not all client computers can resolve host names in corp. Certkiller .com, Certkiller .com, and Internet namespaces. Internal DNS client computers need to be able to resolve fully qualified domain names (FQDNs) in all internal or Internet namespaces.

You need to ensure that only client computers requests for corp. Certkiller .com names are resolved by Certkiller 1. All other name resolution requests are to be resolved by Certkiller 3.

What are two possible ways to achieve this goal? (Each correct answer presents a complete solution, Choose two.)

- A. Disable recursion on Certkiller 1.
- B. Disable recursion on Certkiller 3.
- C. Configure a forwarder on Certkiller 1 for All other DNS domain and specify 131.107.0.88 in the forwarder's IP address list.
- D. Configure a forwarder on Certkiller 1 for All other DNS domain and specify 10.10.1.1 in the forwarder's IP address list.
- E. Configure client computers to refer to Certkiller 1 as their preferred DNS server.
- F. Configure client computers to refer to Certkiller 3 as their preferred DNS server.

Answer: C, E

Explanation:

C: All queries from DNS servers within the organization to resolve names external to the organization can be sent through one (or more) forwarder for resolution. Forwarders, is used to tell your DNS server to which DNS servers to forward requests when it is queried by a client for a name for which it is not authoritative. You can configure multiple DNS forwarders that will be queried from top to bottom in a recursive fashion. This is the way to ensure that only client computers requests are resolved by Certkiller 1.

E: The DNS client queries its preferred DNS server. The preferred DNS server contacts the DNS server that is authoritative for that zone. The authoritative server for that zone forwards that request to it's configured for resolution. The server resolves the name lookup and forwards the IP address back to the authoritative zone server. The authoritative zone server returns the IP address back to the preferred DNS server. The preferred DNS server returns the IP address back to the DNS client. Configuring the client computer to refer to Certkiller 1 as the preferred DNS server will solve the problem.

Incorrect answers:

A, B: Recursion: If you select to check the Do not use recursion for this domain option check box, you are in essence telling the server to not try any other means of name resolution if it cannot resolve a query using its list of forwarders. This is not desired.

D: Configuring a forwarder is a possible solution, but it will only work if configured and specified properly.

F: Making use of the preferred DNS server for client computers represents another solution, though you should be using Certkiller 1 and not Certkiller 3 as the preferred DNS server.

Reference:

Deborah Littlejohn Shinder, Dr. Thomas W. Shinder, Chad Todd & Laura Hunter, MCSA/MCSE Exam 70-291: Implementing, Managing, and Maintaining a Windows Server 2003 Network Infrastructure Guide & DVD Training System, Syngress Publishing, Rockland, 2003, pp. 364, 424, 493